

WARHAMMER
40,000

NEW EDITION OF WARHAMMER 40,000 REVEALED!

WHITE DWARF

GAMES WORKSHOP'S MONTHLY MAGAZINE
WD390 July 2012



THERE
IS ONLY
WAR

WARHAMMER 40,000
WD390 JULY 2012 \$9.99/\$10.99 CAN WWW.GAMES-WORKSHOP.COM



0 83746 78081 8 07

GAMES WORKSHOP

WARHAMMER®

40,000





EDITORIAL



I've seen the future, and it's grim, dark and really rather awesome. This month sees the release of the new Warhammer 40,000 rulebook, which is a fantastic tome packed with all manner of cool things from evocative art and background to rules for Flyers, fortifications and a scenario set on a space station.

The release of Warhammer 40,000 takes me back to when I first started working in the Design Studio, as we were just putting the finishing touches to 5th edition at the time. I started thinking about all that I've done in that time.

To coincide with the last edition of Warhammer 40,000, I started a new Salamanders army. That army now stands at well over 3000 points and has been joined by contingents of Imperial Guard and Flesh Tearers, and it's still growing, as I'm going to paint a Stormtalon so that I can add a Flyer to my Space Marines.

I've played in campaigns, leagues and tournaments aplenty, from the Warhammer 40,000 Doubles to Phil Kelly's Rok of Ages campaign and even the Battle for Tanrak we played only a couple of months back. I've certainly got many more staunch allies and friendly rivals to play against than I had back then, that's for sure.

And all of this nostalgia makes me even more excited for the future – what will the next few years will bring? How many more awesome battles will I have fought, what new armies will I be playing with and what new opponents will I have found to crush (or, more likely, be crushed by)? I for one can't wait to embrace this dark future!

How about you? What are you most looking forward to about Warhammer 40,000?

Andrew Kenrick, Editor

CONTENTS

Cover by Paul Dainton

New Releases	4
Black Library	18
The latest Black Library releases, plus an interview with Bill King about his new series, the Macharian Crusade.	
There is Only War	20
Simon Grant takes a look at the Warhammer 40,000 rulebook, talking to the various people responsible for its design.	
Armies of the 41st Millennium	30
We showcase some of the awesome armies belonging to the Studio's hobbyists, finding out what they're most excited about.	
The Scouring of Kasr XV	58
In the first of this month's battle reports, the Imperial Guard stand firm in the face of a Chaos Space Marine invasion.	
Battlefield Terrain	70
A look at some inspirational battlefields and how battlefield terrain works in Warhammer 40,000.	
Assault on Fellstorm Airfield	78
It's war in the Hobby Team as Duncan Rhodes and Steve Bowerman fight it out in our second battle report.	
Army Project: Tau Empire	84
Duncan and Steve can't keep away as they show us how to paint a Tau Empire army.	
The Hour of the Witch	98
Mat Ward explains how to use the new psychic disciplines.	
Standard Bearer	102
Armies on Parade	104
The Augury	106

White Dwarf: Phil Cowey, Simon Grant, Andrew Kenrick, Matthew Hutson, Jim Shardlow, Kris Shield. **US Coordinator:** Nicole Lewandowski.

US Contributors: Brendan Bell, Tom Chiple, Desiree Dorsey, Chad Elder, Megan Lochte, Don McInturff, John Shaffer, and Ryan Zulkiewicz.

Contributors: Dave Andrews, Steve Bowerman, Robin Cruddace, Jon Flindall, Matthew Hobday, Jervis Johnson, Phil Kelly, Mark Latham, Glenn More, Chad Mierzwa, Chris Peach, Duncan Rhodes, Adam Troke, Jeremy Vetock, Sarah Wallen, Matthew Ward. **Citadel Design Team:** Mike Anderson, Giorgio Bassani, Samir Battistotti, Steve Buddle, Trish Carden, Ed Cottrell, Juan Diaz, Martin Footitt, Michael Fores, Colin Grayson, Jes Goodwin, Mark Harrison, Alex Hedström, Nic Ho, Matt Holland, Israel Laborda, Neil Langdown, Darren Latham, Aragorn Marks, Aly Morrison, Brian Nelson, Gavin Newton, Oliver Norman, Seb Perbet, Alan Perry, Michael Perry, Edgar Ramos, Dale Stringer, Dave Thomas and Tom Walton. **Faery Metal:** Simon Adams, Neil Green, David Heathfield, Matt Kennedy, Kornel Kozak, Joe Tomaszewski, Anja Wettergren, Tom Winstone. **Art:** John Blanche, Alex Boyd, Kevin Chin, Paul Dainton, Mark Holmes, David Gallagher, Neil Hodgson, Nuala Kinrade, John Michelbach, Pedro Nuñez.

Copyright © Games Workshop Limited 2012 excepting all materials pertaining to the New Line theatrical productions: The Lord of the Rings: The Fellowship of the Ring, The Lord of the Rings: The Two Towers, and The Lord of the Rings: The Return of the King which are © 2012 New Line Productions, Inc. All rights reserved. The Lord of the Rings: The Fellowship of the Ring, The Lord of the Rings: The Two Towers, The Lord of the Rings: The Return of the King and the names of the characters, items, events and places therein are trademarks of The Saul Zaentz Company d/b/a Middle-earth Enterprises under license to New Line Productions, Inc. All Rights Reserved. Games Workshop, the Games Workshop logo, Faery Metal, Citadel and the Citadel device are either ®, TM and/or © Games Workshop Ltd 2000-2012, variably registered in the UK and other countries around the world. All Rights Reserved.

Games Workshop, the Games Workshop logo, GW, Citadel, the Citadel device, Citadel Finecast, Warhammer, Warhammer logo, Warhammer Armies, The Game of Fantasy Battles, the twin-tailed comet device, Warhammer 40,000, the Warhammer 40,000 logo, 40K, 40,000, the double-headed eagle/Aquila design, White Dwarf and all associated marks, logos, names, places, characters, creatures, races and race insignia, illustrations and images from the Warhammer world and Warhammer 40,000 universe are either ®, TM and/or © Games Workshop Ltd 2000-2012 variably registered around the world. All Rights Reserved.

SUBMISSIONS All material submitted to us for publication is only accepted on the assumption that the copyright in it is, by the very act of submission, unconditionally assigned by the author as beneficial owner and with full title guaranteed to Games Workshop Limited. We also retain the right to edit and/or amend all material as we see fit. So, if you do not wish to assign copyright in this way, please do not send us your submission. We're afraid we cannot work in any other way! Full details of our submissions policy can be found on the legal section of our website at: <http://www.games-workshop.com>

CORRESPONDENCE We welcome comments about White Dwarf, Games Workshop games and Citadel miniatures. All letters except subscriptions and Mail Order should be addressed to: White Dwarf, Games Workshop, Willow Road, Lenton, Nottingham NG7 2WS.

Please mark your envelope clearly with the name of the game you are writing to us about. If you want a reply you must enclose a self-addressed stamped envelope (overseas readers should include IRCs). We receive an enormous amount of mail. We do read every letter but it may take a little time for us to reply to you, so please be patient!

You can find Games Workshop on the World Wide Web at the following Internet address:

www.games-workshop.com

Customer Services

Tel: 1-800-394-GAME Fax: 901-368-7391

Games Workshop Online
www.games-workshop.com

Forge World: www.forgeworld.co.uk

The Black Library: www.blacklibrary.com

Printed in the USA at Toof Printing WHITE DWARF (ISSN 1532-1312) July 2012 No. 390 is published monthly by Games Workshop, 6211 East Holmes Road, Memphis TN 38141 USA. For subscription service, write to Games Workshop U.S. Direct Services, 6211 East Holmes Road, Memphis TN 38141. Subscription price is \$75us/\$85can for 12 issues. Postmaster: Send address changes to White Dwarf c/o Games Workshop, 6211 East Holmes Road, Memphis, TN 38141. Periodicals Postage Paid at Memphis, Tennessee, and additional offices.

Games Workshop Limited

Willow Road, Lenton,
Nottingham NG7 2WS

Registered in England and Wales – Company No. 01467092.



Please be aware that Games Workshop products are usually sold unpainted and unassembled and the contents of any products may vary from those shown herein (for example, any banners shown may not necessarily be included). Pictures are used for illustrative purposes only. In accordance with national laws, Games Workshop is prohibited from selling spray paints and bladed equipment to certain age groups. Further, certain Citadel products may be dangerous if used incorrectly and Games Workshop does not recommend them for use by children under the age of 16 without adult supervision. Whatever your age, be careful when using glue, bladed equipment and sprays and make sure that you read and follow the instructions on the packaging. Prices correct at time of going to press. Customers are advised to contact Games Workshop for current availability and current Games Workshop prices. Prices quoted are for products sold at Games Workshop through its own stores, catalogue or website. Independent retailers are responsible for determining their own prices.



Product Code: 1324999390

ISSN: 0265-8712

WARHAMMER
40,000

NEW RELEASES



ON SALE SATURDAY JUNE 30th – AVAILABLE TO ADVANCE ORDER NOW FROM

WWW.GAMES-WORKSHOP.COM

The only way to guarantee getting your new releases on the day they are released • Free delivery to your local Games Workshop Hobby Centre • The only place to see the entire Games Workshop range • See release date information online for complete order and delivery details

WARHAMMER 40,000


WARHAMMER 40,000 RULEBOOK

The enemies of Mankind muster in hitherto-unprecedented numbers as traitors and aliens amass for the kill, sensing that the Imperium is ready to fall. Gather forth your armies and prepare for war unending, for only by victory on a million worlds and countless battlefields will the Imperium endure.

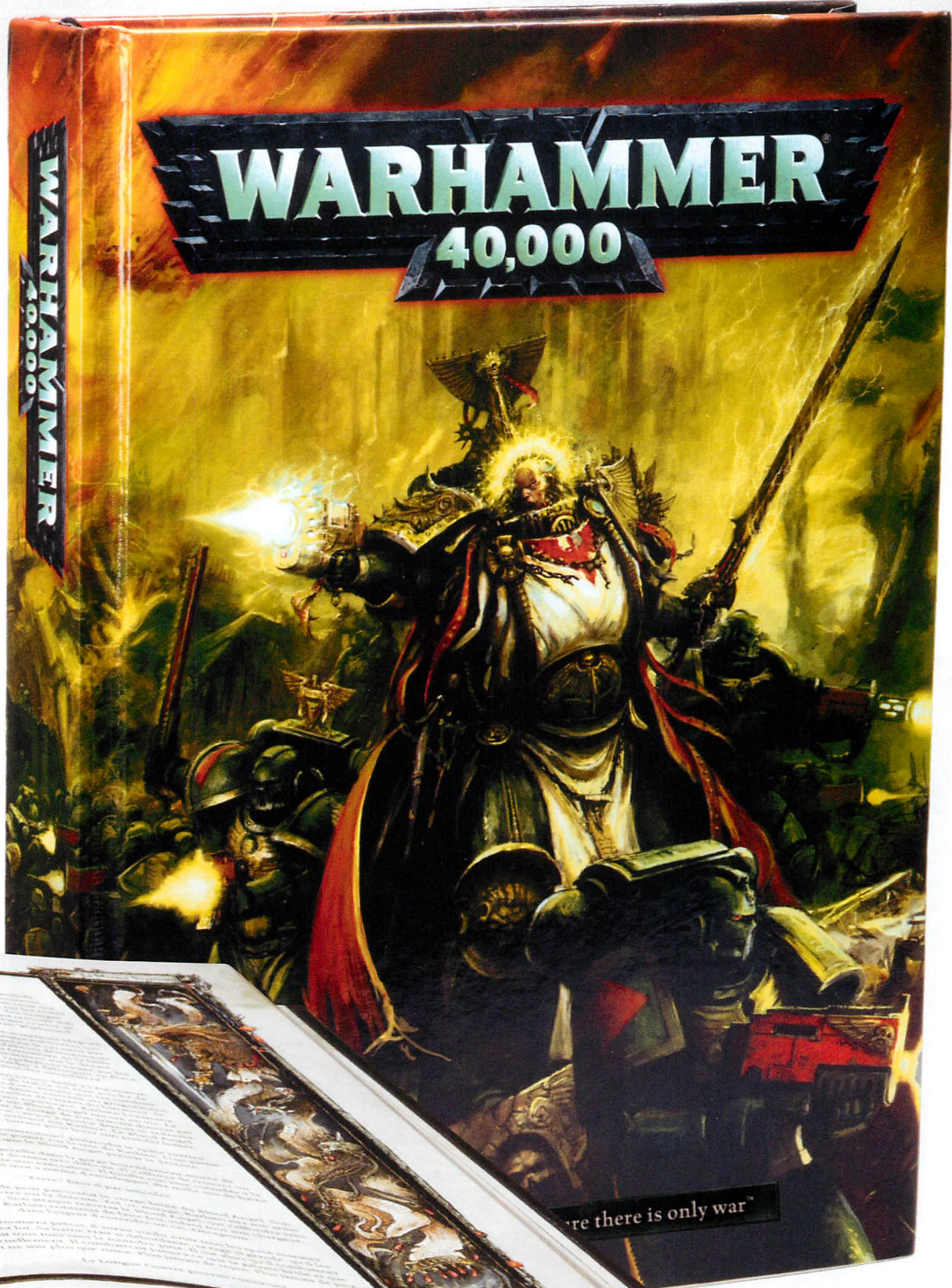
The Warhammer 40,000 rulebook is a vast tome of knowledge, revealing everything you could want to know about living, fighting and dying in the grim darkness of the far future. 452 full-colour pages are bound within the hardback rulebook, comprised of five main sections: the Rules, explaining how to fight battles set in the Warhammer 40,000 universe; the 41st Millennium, which introduces the Imperium of Man, its myriad armed forces and many enemies; an incredible Miniatures Showcase, courtesy of the 'Eavy Metal team; the Hobby section, offering guidance on how to assemble and paint your miniatures; and finally, the Battles section, showcasing some awesome battlefields created specially for the rulebook to inspire hobbyists at home to make and play their own unique scenarios.

WARHAMMER 40,000
RULEBOOK
Product code: 60040199026

ON SALE JUNE 30TH



Pictures for illustrative purposes only. Product contents may vary. Products sold unboxed and unassembled. Certain Citadel products may be dangerous if used incorrectly. Prices correct at time of going to press, please contact us for current availability and prices. Prices quoted are for products sold by Games Workshop through its own stores, catalogue or website. Independent retailers are responsible for determining their own prices.




NEW RELEASES

WARHAMMER 40,000 COLLECTORS' EDITION

AVAILABLE IN ENGLISH LANGUAGE ONLY

When the officers of the Imperial Guard pray to the Emperor for salvation, it is for the intervention of his Angels of Death that they beseech him. The Warhammer 40,000 Collectors' Edition represents a sacred artefact, a reliquary of the Space Marines over which they invoke the Emperor's divine blessing. Its leatherette exterior features a debossed design of an iron halo and Imperial aquila. Two panels open either side to reveal four gold gilt embossed arched faces, within which are depicted four great heroes of the Space Marines. A secret panel pops open at the top of the reliquary, revealing access to a premium edition of the Warhammer 40,000 rulebook. The pages of this hardback rulebook are made from the very highest quality parchment paper, making it an even greater tome to possess. The Warhammer 40,000 Collectors' Edition is strictly limited to 4000 individually numbered copies worldwide, so don't miss out on this great opportunity to own a genuine artefact from the 41st Millennium.



WARHAMMER 40,000:
COLLECTORS' EDITION RULEBOOK
Product code: 6040199027

ON SALE JUNE 30TH



WHILE STOCKS LAST



Pictures for illustrative purposes only. Product contents may vary. Products sold unpainted and unassembled. Certain Citadel products may be dangerous if used incorrectly. Prices correct at time of going to press, please contact us for current availability and prices. Prices quoted are for products sold by Games Workshop through its own stores, catalogue or website. Independent retailers are responsible for determining their own prices.

WARHAMMER 40,000 GAMERS' EDITION

The Warhammer 40,000 Gamers' Edition represents a Munitorum Officer's kit as if it came straight out of the 41st Millennium. The Gamers' Edition bundle consists of a versatile brown leatherette signal satchel, a Warhammer 40,000 rulebook and a limited edition set of 12 red Munitorum Dice that are only available in this set and come with a lasgun power pack tin. The satchel is large enough to carry the rulebook along with any accompanying Codexes and Munitorum Templates, but also features three internal pouches, each designed to fit a lasgun power pack tin. Two 4mm thick metal pin badges are also included (one representing the Imperial Aquila and the other the eight-pointed Chaos star), one of which can be fitted above the satchel's wooden toggle so that you may proudly declare your allegiance for or against the Emperor. The Warhammer 40,000 Gamers' Edition is only available to order from the website and in strictly limited numbers, so don't miss out.



WARHAMMER 40,000
GAMERS' EDITION
Product code: 60020199007



ON SALE JUNE 30TH

WHILE STOCKS LAST



Pictures for illustrative purposes only. Product contents may vary. Products sold unpainted and unassembled. Certain Citadel products may be dangerous if used incorrectly. Prices correct at time of going to press, please contact us for current availability and prices. Prices quoted are for products sold by Games Workshop through its own stores, catalogue or website. Independent retailers are responsible for determining their own prices.

NEW RELEASES


Supporting the release of the new Warhammer 40,000 rules comes a wave of handy hobby products designed to serve a budding Imperial Munitorium officer in the field, such as templates, tape measures, dice and objective markers.

MUNITORIUM TEMPLATES

The Warhammer 40,000 Munitorium Templates are three intricately detailed gaming aids used to work out the blast radius of a variety of weapons on the battlefield. The set includes three plastic templates – a round 3" and 5" large blast template, and an 8" long, tear-shaped flamer template. The templates are designed to look like Munitorium instruments, framed with cogs and Mechanicum iconography sculpted by Citadel designer Ed Cottrell. Each template's inner frame denotes a weapon's blast area and is detailed with arcing lightning effects of blue crystal.

WARHAMMER 40,000
MUNITORIUM TEMPLATES
Product code: 99220199047

ON SALE JUNE 30TH



MUNITORIUM TAPE MEASURE

The design of the plastic Munitorium Tape Measure is immediately recognisable as that of an Imperial servo skull. Based on artwork by John Blanche, Ed Cottrell faithfully reproduced the servo skull's iconic design. The metal tang of the tape measure is formed from the servo skull's front teeth, which extends to reveal a red tape detailed with white numbers. The tape measure extends up to 120" and every 13th inch is marked by an Imperial Aquila in honour of the 12 High Lords of Terra and the benevolent Emperor. Pressing the servo skull's red bionic eye withdraws the tape after it has been extended.

WARHAMMER 40,000
MUNITORIUM TEMPLATES
Product code: 99230199005

COMING SOON



The Warhammer Munitorum Dice, Battlefield Objectives and Vehicle Markers are supplied with a lasgun power pack dice tin and six plastic, pewter-effect dice holders. Each lasgun power pack tin has a designated origin and serial number, depending on the set. The skull-mounted dice holders are designed to mark the location of specific objectives or denote vehicle damage by holding the appropriate markers, thus preventing them from being rolled unwittingly in the middle of a game.

WARHAMMER 40,000
MUNITORUM DICE
Product code: 99220199044

WARHAMMER 40,000
BATTLEFIELD OBJECTIVES
Product code: 99220199045

WARHAMMER 40,000
VEHICLE MARKERS
Product code: 99220199046

ON SALE JUNE 30TH



MUNITORUM DICE

The Munitorum Dice pack consists of 12 individually numbered six-sided dice, each square-edged and 14mm in width. The dice display a unique piece of Warhammer 40,000 art as a background to the ornate number on each facing, as if they are officially sanctioned Imperial dice.



BATTLEFIELD OBJECTIVES

The 12 six-sided Munitorum Battlefield Objectives are not dice, but rather a means of representing the location and significance of the myriad Primary and Secondary Mission Objectives used in the Eternal War scenarios. In addition, they can be used to denote the nature of a Mysterious Objective once revealed.



VEHICLE MARKERS

The Munitorum Vehicle Markers are a quick and effective means of determining what damage a vehicle suffers when an attack has penetrated its armour, and serve as a visual reminder of any ongoing vehicle status effects. The set includes four AP 3 damage dice, two AP 2 Damage Dice, 2 AP 1 Damage Dice, two Hull Point counters and two Vehicle Status markers.



Pictures for illustrative purposes only. Product contents may vary. Products sold unpainted and unassembled. Certain Citadel products may be dangerous if used incorrectly. Prices correct at time of going to press, please contact us for current availability and prices. Prices quoted are for products sold by Games Workshop through its own stores, catalogue or website. Independent retailers are responsible for determining their own prices.


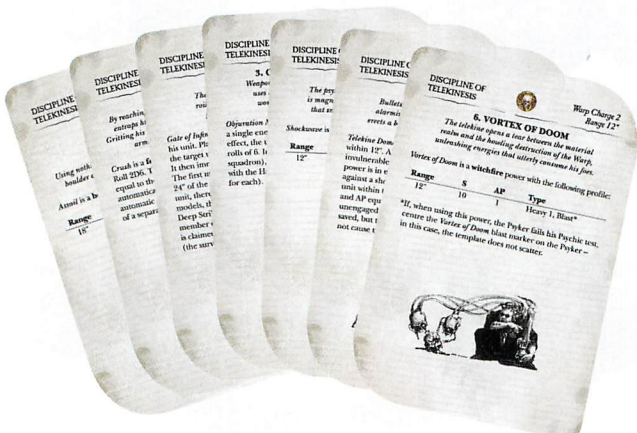
PSYCHIC POWER CARDS

The Psychic Power Cards are a core deck of 35 large-format cards that contain all of the powers from the five psychic disciplines printed in the Warhammer 40,000 rulebook. The full range of six powers from each psychic discipline are represented, as are the archetypal Primaris Powers that exemplify the art of Biomancy, Divination, Pyromancy, Telekinesis and Telepathy. The Psychic Power Cards are great ways of keeping track of which powers your Psykers

have access to during the game and act as a handy visual reminder of their ongoing effects after they have been manifested. The deck of power cards is contained in a two-part moulded plastic box that pivots open at the bottom-left corner. Also contained in the set is a 4-page instruction booklet that classifies which psychic disciplines can be utilised by the many Psykers in the 41st Millennium (as Mat Ward explains in further detail on page 98).

WARHAMMER 40,000
PSYCHIC POWER CARDS
Product code: 60220199001

ON SALE JUNE 30TH



Pictures for illustrative purposes only. Product contents may vary. Products sold unpainted and unassembled. Certain Citadel products may be dangerous if used incorrectly. Prices correct at time of going to press, please contact us for current availability and prices. Prices quoted are for products sold by Games Workshop through its own stores, catalogue or website. Independent retailers are responsible for determining their own prices.

TANGLEWIRE

The Tanglewire pack contains two rolls of coiled wire approximately 6" in length. However, each coil can be stretched to multiply the length of the tanglewire many times over. A thin wire entwines the entire length of the main coil, providing the tanglewire with a barbed look that is completely safe to touch. Tanglewire can be used to decorate tank traps and other scenery, or as a piece of battlefield debris terrain on its own.

WARHAMMER 40,000
TANGLEWIRE
Product code: 99220199049

ON SALE 7TH JULY



This month's release of Anrakyr the Traveller and Orikan the Diviner adds two new special characters to the Necron army. These two miniatures are released in Citadel Finecast, Games Workshop's range of premium quality resin.

ANRAKYR THE TRAVELLER

ORIKAN THE DIVINER



ANRAKYR THE TRAVELLER
Product code: 99800110017
Sculpted by Edgar Ramos.

ON SALE 21ST JULY



ORIKAN THE DIVINER
Product code: 99800110016
Sculpted by Darren Latham.

ON SALE 21ST JULY



Anrakyr the Traveller bears an ornate warscythe in his right hand with a tachyon arrow mounted on his left wrist. A stylised, segmented robe flows from his waist, serving to complement his regal countenance.

Orikan the Diviner stands atop a Scarab-wreathed rock, holding the imposing Staff of Tomorrow in a two-handed grip. This Citadel Finecast miniature features an extended carapace and a segmented spine curls around his feet.

Pictures for illustrative purposes only. Product contents may vary. Products sold unpainted and unassembled. Certain Citadel products may be dangerous if used incorrectly. Prices correct at time of going to press, please contact us for current availability and prices. Prices quoted are for products sold by Games Workshop through its own stores, catalogue or website. Independent retailers are responsible for determining their own prices.

CITADEL® FINECAST™

Citadel Finecast is Games Workshop's range of highly detailed resin miniatures. This month sees the launch of a number of Dark Eldar models in Citadel Finecast on our website, a selection of which are shown below.



Dark Eldar Beastmaster
99800112016



Dark Eldar Khymerae
99800112019



ADVANCE ORDER FROM JULY 14TH AT

Pictures for illustrative purposes only. Product contents may vary. Products sold unpainted and unassembled. Certain Citadel products may be dangerous if used incorrectly. Prices correct at time of going to press, please contact us for current availability and prices. Prices quoted are for products sold by Games Workshop through its own stores, catalogue or website. Independent retailers are responsible for determining their own prices.



Dark Eldar Clawed Fiend
99800112017



Dark Eldar Razorwing Flock
99800112014

WWW.GAMES-WORKSHOP.COM

Pictures for illustrative purposes only. Product contents may vary. Products sold unpainted and unassembled. Certain Citadel products may be dangerous if used incorrectly. Prices correct at time of going to press, please contact us for current availability and prices. Prices quoted are for products sold by Games Workshop through its own stores, catalogue or website. Independent retailers are responsible for determining their own prices.

CITADEL® FINECAST™

This month a veritable Waaagh! of Ork models are released in Citadel Finecast on our website, a selection of which are shown on this page. Go online to see the full range of Citadel Finecast miniatures available.



Boss Snikrot
99800103014



Kaptin Badrukk
99800103019



ADVANCE ORDER FROM JULY 14TH AT

Pictures for illustrative purposes only. Product contents may vary. Products sold unpainted and unassembled. Certain Citadel products may be dangerous if used incorrectly. Prices correct at time of going to press, please contact us for current availability and prices. Prices quoted are for products sold by Games Workshop through its own stores, catalogue or website. Independent retailers are responsible for determining their own prices.



Mad Dok Grotsnik
99800103018



Ork Nob with Waaagh! Banner
99800103017

WWW.GAMES-WORKSHOP.COM

Pictures for illustrative purposes only. Product contents may vary. Products sold unpainted and unassembled. Certain Citadel products may be dangerous if used incorrectly. Prices correct at time of going to press, please contact us for current availability and prices. Prices quoted are for products sold by Games Workshop through its own stores, catalogue or website. Independent retailers are responsible for determining their own prices.

CITADEL® FINECAST™

As well as the sinister Dark Eldar and brutally savage Orks, the Imperium receives some much-needed defenders too in the form of Grey Knights released in Citadel Finecast, a selection of which are shown here.



Grey Knight Brother-Captain
99800107015



Inquisitor with
Power Sword and Bolt Pistol
99800107107



Inquisitor with
Inferno Pistol and Power Sword
99800107106



ADVANCE ORDER FROM 14TH JULY AT WWW.GAMES-WORKSHOP.COM

Pictures for illustrative purposes only. Product contents may vary. Products sold unpainted and unassembled. Certain Citadel products may be dangerous if used incorrectly. Prices correct at time of going to press, please contact us for current availability and prices. Prices quoted are for products sold by Games Workshop through its own stores, catalogue or website. Independent retailers are responsible for determining their own prices.

GAMESDAY & GOLDEN DEMON 2012

JULY 28TH • CHICAGO, IL



Games Day Tickets - \$25
Available online until July 13th

The Games Day 2012 exclusive model (the Blood Angel shown below) is *only available* for purchase at Games Day. Limited to 1 model per ticket.

www.facebook.com/GamesDayNAmerica
www.twitter.com/GamesWorkshopAm




THE TOME OF FATE



For most, fate is cruel and unpredictable... but for Tzeentch's chosen few, it is a path to ultimate power. The Tome of Fate, a supplement for Black Crusade, presents invaluable information on Tzeentch, his dark servants, and how his influence is felt across the Screaming Vortex. With new weapons and psychic powers, you can go forth across that unholy stretch of stars and beyond into the depths of the Imperium, ready to challenge Fate and make it your own. Do you possess the will to stand among Tzeentch's chosen?

www.FantasyFlightgames.com



WARHAMMER 40,000

SPACE MARINE

WARHAMMER

DAWN OF WAR

The games publisher THQ and its development studio Relic Entertainment released two Warhammer 40,000 games last year, the real-time strategy game Dawn of War II: Retribution and the third person action game Space Marine. Both games have been followed up with great downloadable content that breathes new fire into the war that rages eternal!

In Space Marine, you can download an all-new multiplayer mode for control of the mighty Dreadnought. These towering war machines give you the ability to tear through the opposing team with devastating and brutal effect. But not to be outdone, Dawn of War II Retribution has now added the devastating artillery specialist, the Tau Commander to the Last Stand game mode. An all-new hero with completely specialised wargear and abilities to outwit your foes on the battlefield.

You can find out more about these games and the digital content available for them at:

www.spacemarine.com
www.community.dawnofwar2.com

THE BLACK LIBRARY™

BRINGING THE WORLDS OF WARHAMMER AND WARHAMMER 40,000 TO LIFE

Black Library publishes a range of novels, short story anthologies and audio CDs based in the worlds of Warhammer and Warhammer 40,000. The Black Library website is the place to go to read exclusive extracts, interviews with the authors and sneak-peeks of forthcoming releases. The website is also the only place to get limited edition copies of novels and an ever-growing range of digital downloads.

www.blacklibrary.com

Herald of Oblivion

Have you ever wanted to be a Space Marine Terminator?

Well now you can, in the new Path to Victory game book from Black Library:

Herald of Oblivion.


You are a veteran of the Imperial Fists Chapter, clad in a suit of Tactical Dreadnought Armour and wielding the finest weapons in Mankind's arsenal.

Trapped aboard a gargantuan space hulk, you must navigate your way through the tangled labyrinth of the vessel and escape. Battle aliens, heretics and unknown horrors to complete your mission and return to the Chapter.

Order your copy today, only from blacklibrary.com




THIS MONTH:




Queen of the northern tribes, Valkia's rise to power is swift and violent. But when her enemies conspire against her, Khorne himself intervenes to save his champion.

Valkia the Bloody
ISBN: 978-1-84970-186-0



Sample the best short fiction from Black Library's monthly magazine, from our most popular authors and a host of new talent. Available for the first time in print.

Hammer and Bolter Vol. 1
ISBN: 978-1-84970-178-5



As foul Daemons begin to swarm into the sub-sector, the Space Marines of the Iron Hands bring furious retribution to the Slaanesh-worshipping citizens of Contqual.

Wrath of Iron
ISBN: 978-1-84970-182-2



Lord Commander Solar Macharius begins his legendary crusade to conquer the unknown worlds in the Segmentum Pacificus. The heretics of Karsk will fall!

Angel of Fire
ISBN: 978-1-84970-184-6

Pictures for illustrative purposes only. Product contents may vary. Products sold unpainted and unassembled. Certain Citadel products may be dangerous if used incorrectly. Prices correct at time of going to press, please contact us for current availability and prices. Prices quoted are for products sold by Games Workshop through its own stores, catalogue or website. Independent retailers are responsible for determining their own prices.

A Chat with Bill King



*To coincide with the release of his new novel, **Angel of Fire**, we sat down to chat with Bill King.*

What can we expect from your first Warhammer 40,000 story in over a decade?

The usual stuff – a lot of violence and some very dark jokes. This book

introduces us to the main characters of the series: Leo, Anton and Ivan, three Imperial Guardsmen who become Macharius' bodyguards; Inquisitor Drake, a man with a secret agenda of his own focused on Macharius; Anna, an Imperial Assassin who may or may not be protecting Macharius; and, of course, Macharius himself. It is set during a particularly brutal campaign at the opening of the Crusade against what turns out to be a very nasty pyromaniac cult of Tzeentch worshippers.

Lord Macharius is obviously the pivotal character in the novel. What can you tell us about him?

To begin with he is very much modelled on Alexander the Great, a brilliant general who is not afraid to engage in up

close and personal combat, who will in fact lead from the front. As the series progresses, in response to some of the events he witnesses, he becomes the darker, more driven and ruthless character we know from the background text. Macharius is a titanic figure, one of those giants who occasionally emerge on to the stage of Imperial history and change its entire flow. He's a driven, visionary, enigmatic man who is basically grabbing the galaxy by the throat and shaking it into the shape he wants it.

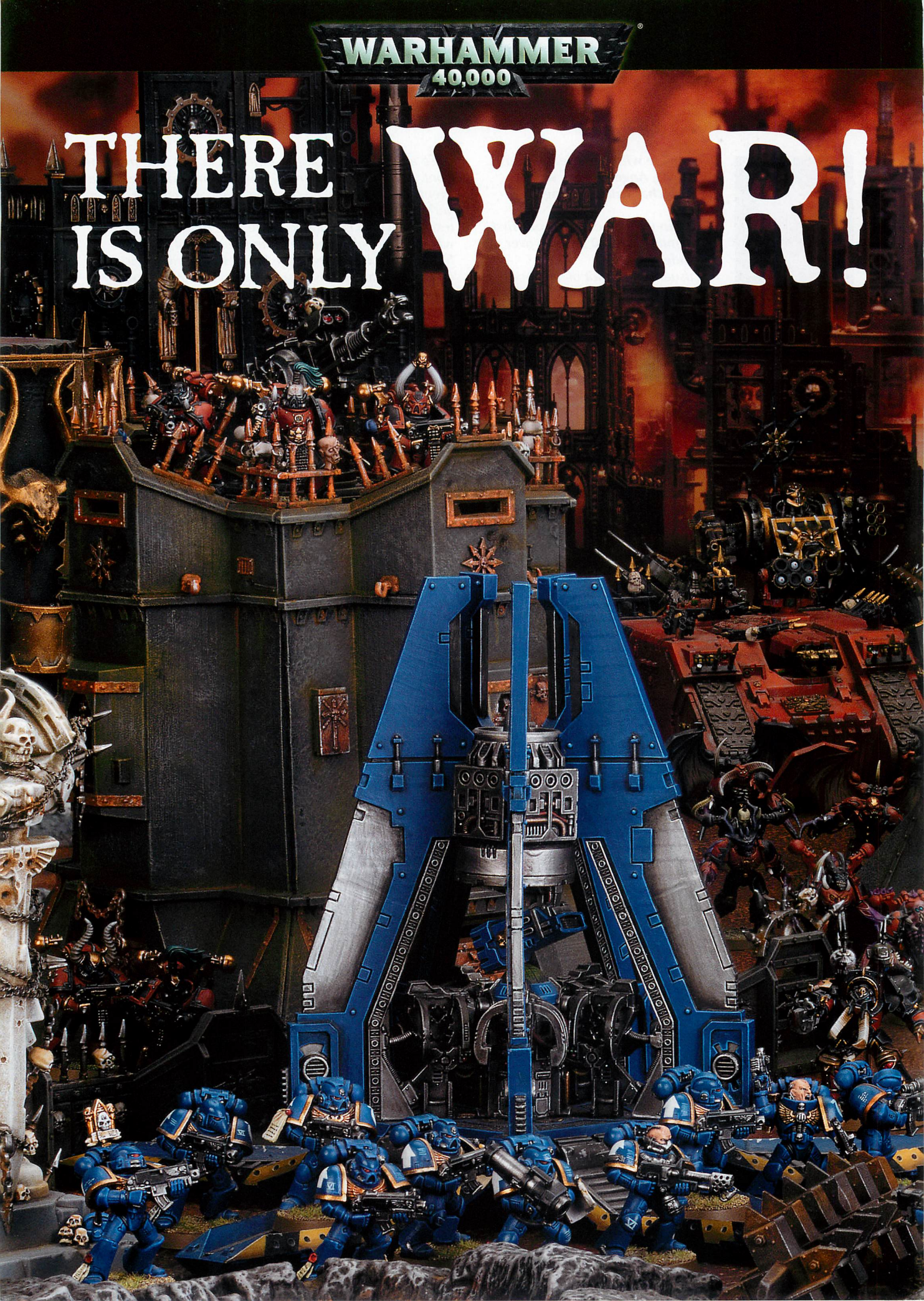
What can we look forward to in the rest of the series?

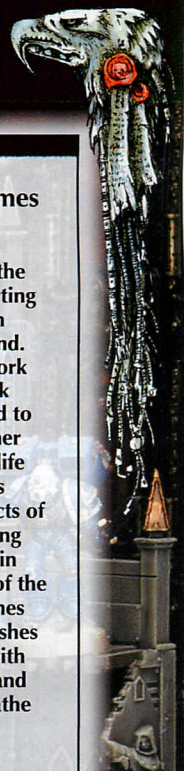
*More violence and more dark humour! The books trace the rise, and eventual failure, of Macharius and the Crusade he sets in motion. Obviously I can't cover an event as gigantic as the Macharian Crusade in three books, so I have selected three moments in time to concentrate on. In *Angel of Fire* we see the start of the Crusade. In *Fist of Demetrius* we see Macharius at the height of his power, with the worm starting to become visible in the core of the apple. In *Fall of Macharius* we see him at the bitter end, still desperately trying to hold it all together in the face of enemies within and without, and the rebellion of his own invincible armies.*



WARHAMMER
40,000

THERE IS ONLY WAR!





In the grim darkness of the far future, there is only war. In this article, Simon Grant investigates the impact this proverb has had on the latest edition of the Warhammer 40,000 rulebook.


Life in the 41st Millennium is cheap. Countless trillions lead short and thankless lives, toiling beneath the tyrannical rule of the High Lords of Terra to serve Mankind. But the universe is a vast place and, whatever happens, they will not be missed.

The Imperium of Man spans a million worlds, each owing fealty to holy Terra, the birthplace of humanity. It is a disparate realm once united by the God-Emperor, a being of incalculable might who, for the last ten thousand years, has sat decaying upon his Golden Throne, a sad reflection of his once-glorious empire. Now the carcass of the Imperium is ready to fall, picked apart as ancient enemies stir and aliens threaten its borders, even as apostates and heretics undermine it from within.

But weak though the Imperium may seem, it is not without its defences. The Imperial Guard is the largest military organisation in existence, each regiment comprising countless thousands of men, heavy tanks and artillery. And then there are the Space Marines – the Emperor's Angels of Death and his greatest gift to Mankind. The Space Marines are fearless warrior brotherhoods utterly dedicated to fighting the enemies of the Imperium in all their forms, travelling from battlefield to battlefield bringing death to the Emperor's foes. But, in a universe of unending war and betrayal, even they may not be enough.

This month heralds the arrival of the 6th edition of Warhammer 40,000. More so than ever has this dark, forboding age been captured in every fibre of the game.

A Galaxy in Flames
Adam Troke: My love of Warhammer 40,000 stems from the enjoyment of collecting armies from such an evocative background. When we started work on the new rulebook we were determined to bring the Warhammer 40,000 universe to life on the tabletop. It is these twinned aspects of collecting and gaming that we focused on in the Battles section of the book – exciting scenes depicting iconic clashes from the timeline with incredible scenery and backdrops that breathe life into the game.





Even a man who has nothing can still offer his life.

Forging a Narrative

Mat Ward: In Warhammer 40,000 there's nothing more important than being able to tell a story as you play or, as we've called it in the rulebook, Forging a Narrative. With that in mind, there are a number of rules to accommodate how individual models can make a difference to the battle without bogging the game down. Some of these rules are quite subtle, such as characters being able to pick out individual targets; others are more obvious and integral to the game, like challenging your opponent to a duel. There are plenty of opportunities for your unsung heroes to earn honour and glory!

The 41st Millennium section in the new rulebook brings this apocalyptic era to vibrant life. It is a grim universe of endless battles, of war on a thousand fronts, ever threatened by treachery and horrifying aliens and all of it beneath the shadow of brutal Imperial oppression. But it is also an age of legendary heroes, titanic war machines, impenetrable fortifications and indomitable faith. There may be hope yet!

The Warhammer 40,000 rulebook itself is intrinsically entwined with the evocative background of the 41st Millennium. The Rules, Battles and Hobby sections of the rulebook allow you to explore this universe in its entirety, from the way you collect and paint your miniatures to the choice of army you field and how you use it.

This marriage of background and rules grants your models greater freedom to perform heroic feats of valour and derring-do. Have you ever imagined how cool it would be to bring down a Monstrous Creature by throwing a Krak grenade into its mouth? Well, you can! Have you ever wanted your army's commander to call out a rival and engage him in a duel to the death so that you may settle a grudge from a previous encounter? You can do that too!

There are a number of special rules that have been included entirely for the cinematic imagery that they bring to the tabletop. The Hammer of Wrath special rule, for example, allows jump units to leap into combat and crush their foes beneath their armoured bulk as they hurtle down from above. Similarly, Flying Monstrous Creatures can deliver a deadly Vector Strike as they swoop over their enemies, tearing heads from shoulders with taloned limbs as they do so. Even a unit's desperate actions as charging enemies bear down on them is represented by the ability to make an Overwatch attack – a free round of shooting, but at Ballistic Skill 1.

In its quest for the ultimate cinematic experience, the Warhammer 40,000 game has taken to another dimension. Not even the skies above your gaming tables are safe as Flyers descend from the heavens to bomb, strafe and destroy. The stage has been set for aerial dogfights as flying aces vie for dominance of the air, for what, if anything, is better at shooting down an enemy aircraft than a Flyer of your own? Flying above the battlefield at supersonic speed certainly has its advantages; you're very difficult to target with ground-based

“Flying at supersonic speed has its advantages; you're very difficult to target, for one.”





“The Warhammer 40,000 rulebook itself is intrinsically entwined with the endlessly evocative background of the 41st Millennium.”





For every battle honour a thousand heroes die alone, unsung and unremembered.

“The armies of the 41st Millennium can choose to deploy nigh-impregnable fortifications against which their enemies will shatter.”



Allies & Fortifications

Jervis Johnson: There are countless examples in Warhammer 40,000 lore of a combined army – sometimes consisting of two rival factions – engaging a mutual foe in battle. We expanded the Force Organisation Chart to allow players to represent just such a situation on the battlefield, featuring the option to include an allied detachment as part of your standard army. Not wishing to stop there, we also included a choice of fortifications that enable players to reinforce their deployment zones with defensive emplacements, ranging from a linked section of Aegis defence lines to the mighty Fortress of Redemption.

weaponry, for one. Aircraft pilots are thus indifferent to all but the most dedicated anti-aircraft fire as they unleash their payloads of death from above.

The armies of the 41st Millennium can choose to deploy nigh-impregnable fortifications against which their enemies will shatter. Indeed, you can raise solid Bastions, complete with automated defence weaponry to shore up your battleline, or Skyshield Landing Pads can be positioned to coordinate the arrival of your reinforcements with utmost accuracy. Many fortifications can be further augmented with a comms relay or turret-mounted anti-aircraft weapons.

But what story would be complete without a hero (or villain)? Each army is led by a Warlord – a powerful, charismatic leader that represents you on the battlefield. Before every game, your Warlord makes a roll on one of three Warlord Trait tables – Command, Personal or Strategic Traits. Perhaps Captain Sicarius has inspired his Ultramarines with a rousing speech before the battle, or maybe a Dark Eldar Archon has timed his raid to begin a few minutes before the break of dawn. These Warlord Traits reflect just such eventualities.

But the battlefield itself can pose a threat to an unwary commander. The Warhammer 40,000 universe is replete with death worlds wreathed in noxious fumes or deadly radiation, and myriad other planets whose native, fauna or flora are incredibly hostile, even lethal, to human and alien alike. Some scenery types are therefore Mysterious Terrain, only revealed as flesh-searing fireblood rivers or forests of overgrown spinethorn when a unit enters its area of effect. The Battles section of the rulebook also includes a Warzone Traits table, introducing optional rules for fighting in unusual or abnormal environments. Change things up by fighting on a high or low-gravity battlefield or, if you're feeling particularly brave, try waging war as your forces are assailed by a planet's corrosive atmosphere or toxic mist.

The battlefields of the 41st Millennium are oft-covered with ruins, debris and other detritus that can offer sanctuary to troops under fire, even inspire those nearby them to greater glory. Some engagements reveal previously undiscovered archeotech artefacts – sites of ancient or xenos technology that can swing the tide of a battle to those that can master their secrets.



“Each army is led by a Warlord – a powerful, charismatic leader that represents you on the battlefield.”





It is better to die for the Emperor than to live for yourself.

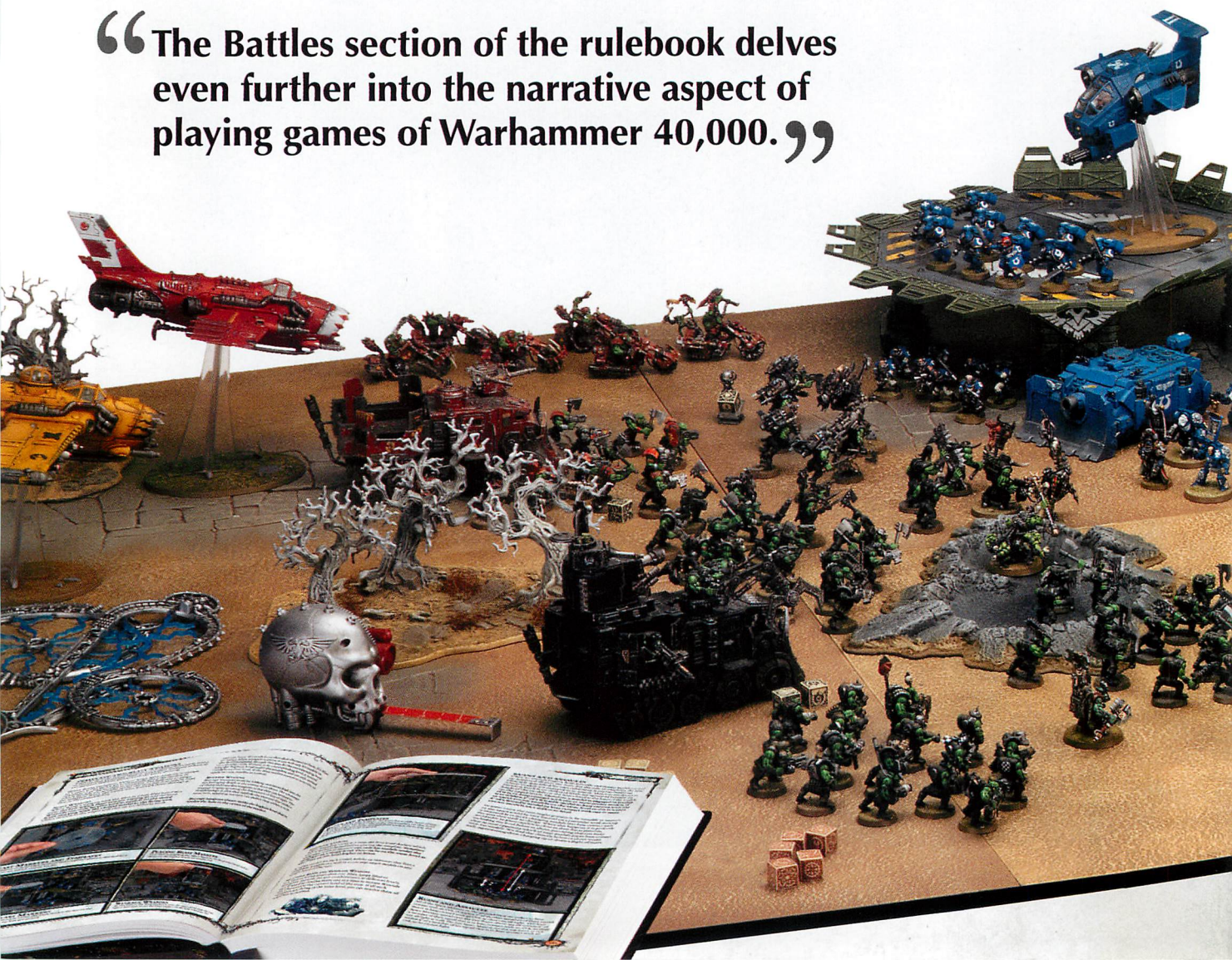


A Vision of the Far Future

Glenn More: When it came to planning the photography for the Warhammer 40,000 rulebook, John Blanche tasked me with making the photography as realistic and atmospheric as possible. The Warhammer 40,000 universe is a dark, oppressive and war-torn place, and

we really wanted to evoke that image. In order to do this, we resolved to be as cinematic as possible with each shot, taking pictures from lower angles to give the viewer the feeling that they were right in the middle of the action. We also used subtle lighting to recreate the grim darkness of the far future.

“The Battles section of the rulebook delves even further into the narrative aspect of playing games of Warhammer 40,000.”





There are six Eternal War scenarios, each with its own mission objectives to achieve. In many of the scenarios there are a number of objectives to contest. Some of these may house useful technology such as a targeting relay or grav wave generator, but it's also possible for an objective to have been sabotaged with proximity mines. Under normal circumstances, only Troops units can control objectives, but in the Big Guns Never Tire mission, for example, your Heavy Support units can capture them too, even if they are vehicles! In each scenario, players can also attempt to complete any of the three Secondary Objectives too: Slay the Warlord, by killing the commander of the enemy army; First Blood, by being the first to destroy an enemy unit; and Linebreaker, by storming the enemy's deployment zone.

The Battles section of the rulebook delves even further into the narrative aspect of playing games of Warhammer 40,000. Hobbyists are introduced to a series of unique scenarios that also serve to encourage and inspire players to generate their own campaign and mission ideas. The Hobby Team created an awesome space station modelled onto a network of

floating asteroids especially for the Scour the Starfort scenario. Similarly, scenery guru Dave Andrews built the walls of an Imperial city for one of the rulebook's incredible gatefold battle shots depicting the Battle of Eagle Gate. This epic confrontation between the Ultramarines and the Word Bearers is fully described with both background and force dispositions, detailing its events.

At the rear of the rulebook lies the Appendices section, replete with handy reference sheets that include the statistics for every weapon and unit in the game (including every vehicle's Hull Points). The Appendices also feature thirty new powers from five psychic disciplines that Psykers can choose to generate their powers from (see page 96), and yet more insights into the inner workings of this dark millennium, from how to field dress a las wound to the scientific classification of the Imperium's many abhuman species. Every page oozes with atmosphere and a sense of setting, from the artwork and photography to little details such as the thoughts for the day.

War is set to rage across the universe like never before, so gather forth your armies and prepare to fight. The universe needs heroes like never before...

Having a Blast!

Robin Cruddace: I love the fact that the little things matter so much in Warhammer 40,000. That it's the guy in the front of your squad who always takes the first bullet is not only very cinematic, but it makes you think a lot more about every move you make. I also love the fact that units are reduced to Ballistic Skill 1 when resolving Overwatch. It's entirely realistic that they would lose all fire discipline in the face of their enemies bearing down on them, combat weapons drawn.

But ultimately, there's nothing quite so satisfying for me as yelling 'Grenade!' as your heroic Sergeant tosses a frag grenade and blasts your opponent's favourite squad to smithereens!

Even More War

There's loads more about Warhammer 40,000:

- Studio hobbyists share what's exciting them about 40K p30.
- Andrew & Simon fight it out on p58.
- We look at how terrain works on p70.
- Mat Ward talks about psychic powers on p98.



Munitorum Standard Issue Kit

Sam Dinwiddy: Even when it came to designing the accessories that support the game, we had the overall vision for Warhammer 40,000 firmly in mind. From the servo skull tape measure to the dice tins in the shape of lasgun power packs, we wanted to represent the look and feel of everything that an Imperial Munitorum Officer would need.

A huge game of Warhammer 40,000 in progress, between the Ultramarines and Orks.



GRAND OPENING

Stop by for gaming, prizes and a variety of limited edition items such as 40K and Warhammer flags! Get more information about the events on Facebook.

Raleigh, NC

July 14th

Pinecrest Pointe Hobby Center
9101 Leesville Rd
Raleigh, NC 27613

Columbus, OH

July 21st

Capella Centre Hobby Center
8653 Sancus Blvd
Columbus, OH 43240

Special limited items available only at Grand Openings while supplies last: dice bags, 40K and WH flags, and more!



WARHAMMER 40,000



ARMIES OF THE 41ST MILLENNIUM

Over the past few months, there has been a palpable aura of excitement across the Studio as Warhammer 40,000 enthusiasts both new and old have been frantically painting armies of every description in preparation for the release of the new game.



The Studio has been abuzz of late, with hobbyists frantically assembling and painting Warhammer 40,000 armies during their lunch breaks, after work and often late into the night. Over the last few months, new models have been painted at a frenzied pace, older miniatures have had their paintwork tidied or patched up, some models have even converted from scratch, but the end result is the same – there have been dozens of armies springing up all across the Studio. A number of hobbyists even challenged each other to paint a new Battleforce to help kick-start their new armies, creating self-imposed deadlines and nasty forfeits for any failures! The Studio cabinets are now fit to burst with all the new armies on display, so we've taken the opportunity to present a selection of them as part of a large showcase for your perusal.

The armies of the 41st Millennium are many and varied, each with their own personal grudges, idiosyncrasies and preferred methods of war. Sixteen of these

armies are represented in their own Codex, within which are countless more variations such as different Space Marine Chapters, Eldar Craftworlds or Tyranid Hive Fleets. Taking a look around the Studio armies made this point abundantly clear – each hobbyist had his or her own take on what their army should look like and what models they wanted to include in their growing collection.

With that in mind, we spoke to the people responsible for painting each of the collections displayed in this article to get something of an insight as to what excited them most about their armies. Some were inspired by the new rules, others by the challenge to finally paint an army as opposed to a few single figures; more still were inspired by the evocative background of the 41st Millennium that, to this day, continues to expand as new games, expansions, army books and Black Library novels are written and released. What will be your inspiration?

Your Army of the 41st Millennium

The release of a new Warhammer 40,000 edition invariably gets us hobbyists excited, but what about you at home? The What's New Today team (who update the blog on the Games Workshop website) are always looking for people to send in photos of their latest hobby projects. If you have been busy painting up your own Warhammer 40,000 army, why not take some photos of your models and email it to them at:

whatsnewtoday@gwplc.com



CARL DAFFORN'S BLACK TEMPLARS



CHRISTIAN BYRNE'S BLOOD ANGELS

Christian: The first army I ever painted were Blood Angels so it was inevitable that I'd return to them eventually. The last game I played before starting the army was against Matt Hutson's Blood Angels – a game I lost – so I was all the more determined to start my own force. I picked up a Blood Angels Battleforce and a few other kits and just went to town kit-bashing them.

I'm a purist when it comes to iconography, so I enjoyed that aspect of the army, in particular painting the yellow helmets of the Assault Marines. I made sure they had jump packs so they could re-roll the 2D6" charge distance in the Assault phase.

I need to add some more Death Company to the army – Rage gives them +2 attacks on the charge, which makes for a devastating unit.





Carl: I'm normally a die-hard Warhammer player, so this is my first Warhammer 40,000 army. But with their flowing tabards, ornate heraldry and martial prowess, the Black Templars are the closest I could get to knights in space. I reinforced this by giving them as many as possible shields or hammers – including one on the Dreadnought, which has a spare hammer from a Nemesis Dreadknight. I particularly like my Dreadnoughts – they're such an imposing presence and, with 3 Hull Points each, they're as tough as a tank, but hit with the aptly named Hammer of Wrath rule when they charge.





A heretic's death serves the Emperor.

GLENN MORE'S CHAOS SPACE MARINES

Glenn: I've been collecting and playing with my Eldar for many years and, more recently, with my Grey Knights as well. However, with a new edition of Warhammer 40,000, I thought that the time was right for me to start afresh with a completely different army.

Whereas my other armies were great for painting, with lots of intricate details that allow you to really go to town with the paintwork, an army of Chaos Space Marines is second to none for conversion opportunities. Having been reading the Horus Heresy series from Black Library recently, I was inspired by the events in the First Heretic and Know No Fear novels to paint my Chaos Space Marines as Word Bearers. I'm going for a close assault army with plenty of Troops units to help capture and control objectives.



Glenn pillaged his own extensive bitz box, as well as those of his friends, for many of his models. These two use parts from the Possessed and Chaos Spawn kits and the Dark Angels Upgrade frame.





WADE PRYCE'S CHAOS DAEMONS

Wade: In the Chaos Daemon army, everything causes Fear, which is nicely representative of their horror. But that's not nearly as exciting as the Flying Monstrous Creature rules. These allow my Bloodthirster and Daemon Princes to soar up to 24" across the tabletop, ignoring all but the most dedicated anti-aircraft weapons as they get ready to assault the puny mortals below.

My army is often outnumbered and always outgunned, so I need a Soul Grinder. They have the heaviest weapons in the army list and the most Hull Points in the game (4, the same as a Land Raider).

Using my Chaos Daemons as an allied detachment for my World Eaters lets me play Warhammer 40,000 the way it's supposed to be played (with chainaxes and hellblades)! I will raise mountains of skulls and oceans of blood in the name of Khorne.





Heresy must be met with hatred.

STEVE BOWERMAN'S CHAOS SPACE MARINES

Steve: The inspiration for my Chaos Space Marine army came from the Night Lords novels by Aaron Dembski-Bowden – Soul Hunter and Void Stalker. I really liked how they're portrayed – renegade anti-heroes who scavenge their armour from the dead and who hate the Chaos Legions almost as much as the Imperium – so wanted to bring this to life on the tabletop. Whilst I used the Chaos Space Marine Battleforce as the core of the army, I added all manner of other Space Marine components from my bitz box to give their armour a piecemeal, scavenged quality. One of the things that struck me from the book was how the Night Lords were accompanied by vast numbers of renegade Imperial Guard, so I fully intend to make use of the Allied Detachment rules to include a few squads of Imperial Guard in my army next to represent these.



BEN JEFFERSON'S DARK ANGELS

Ben: I started collecting my Dark Angels army specially to play the new edition of Warhammer 40,000 and used the Ravenwing Battleforce as my way of getting started. I love the thought of all those bikes and Land Speeders zooming across the battlefield – doubly so as their Jink special rule gives them a 5+ cover save, or 4+ if they Turbo-boost or move Flat Out. The Dark Angels were my first Warhammer 40,000 army, and they're on the cover of the new rulebook, so there's a bit of a nostalgic kick going on with them. For me, they embody what a Space Marine is all about – monastic knights who adorn their mounts with Gothic architecture and ornate censors, to whom ritual and tradition is more important than functionality – something that really comes across in the background section and lavish artwork that's scattered throughout the new book.



Ben added the stone slab to the front of the Land Speeder to reinforce the idea that the iconography is more important to the Dark Angels than the vehicle's functionality.





STU BLACK'S DARK ELДАР

Stu: My Dark Eldar army is all about the miniatures – to be honest, the new rulebook provided all the excuse I needed to paint some of these awesome models. I've started with a Battleforce and went for a fairly simple colour scheme to let the detail on the miniatures stand out. I'm already adding in an Archon and his accompanying Court, although I've not got beyond the Sslyth so far, and then it'll be on to the 10 Scourges I got for Christmas.

The one model that really made me want to collect a Dark Eldar army was the Razorwing Jetfighter, and I can't wait to add one to the force. It looks so sleek and fast and, as a Flyer, it can really zoom about the battlefield unleashing its payload of deadly rockets at enemy aircraft.





MATT HUTSON'S ELДАР

Matt: I like armies that can dish out loads of firepower, and my Eldar certainly fall into that category. My Guardians have a very high rate of fire so are great for holding objectives – if they're charged, they can unleash a volley of shuriken at the attacker, making them very resilient. If I really have need of a firebase, I'll sometimes take one large squad of Guardians instead of two smaller units.

As the Eldar are a highly psychic race, my Farseer plans on taking advantage of the new psychic disciplines. In particular, the Divination discipline really complements the Eldar's existing powers, especially *Foreboding*, which allows the affected squad to fire at an assaulting unit at their full Ballistic Skill rather than BS1 – positively lethal.





Mercy is weakness.

Glenn: I started my Grey Knights army mainly because I'm a massive fan of big, mechanical walkers. But, in the case of the Grey Knights, their Nemesis Dreadknights and Dreadnoughts have the added draw of being Psykers too – an aspect of the game I love from having used my Eldar for so long.

As if that wasn't cool enough already, Grey Knight Librarians can be upgraded to have a Mastery Level of 3. When combined with their ability to command so many psychic powers, and their access to the psychic disciplines, they're a tool box to accomplish almost anything you want. In addition, his psychic hood will usually augment any rolls to Deny the Witch within 6" to a 4+, making him awesome at countering any enemy psychic powers. And if he doesn't sound amazing enough, he also gets to make a roll on the Warlord Traits charts, making him even better!

GLENN MORE'S GREY KNIGHTS





ROBIN CRUDDACE & STU BLACK'S GREY KNIGHTS

Robin: Stu and I painted this army for the 2011 Warhammer 40,000 Doubles Tournament, for no other reason than it gave us an excuse to buy some Grey Knights! The army is mostly Terminators, which is a good thing as they're truly formidable to face – anything short of a power fist or power axe just won't cut it in combat, meaning they'll benefit from their 2+ armour save most of the time. This means they're every bit as survivable as the background and novels suggest they should be. Even better, Grey Knight Terminators are equipped with frag and krak grenades, meaning that they can throw one during the Shooting phase and making them even more adaptable. The Grey Knights are an incredibly shooty army, and none more so than the Stormraven Gunship – I reckon this is truly the king of Flyers, able to blast enemy Flyers from the sky and resilient enough to survive.





Success is measured in blood: yours or your enemy's.

CHRIS PEACH'S IMPERIAL GUARD



Chris Peach: I've always imagined the Imperium to be baroque and ostentatious, completely over the top in its ornamentation. I wanted to capture this aspect of the background in my Imperial Guard army, which is why I've added spare parts from my Empire Pistoliers, giving them big hats and plumed helmets. The way I collect miniatures – painting units as they take my fancy – works really well with the Allied Detachment rules, as I can field them alongside my Imperial Guard. Perhaps the coolest part of the rules is that every man counts, as they can all move and fire (even the lascannon!), and can even make a valiant last stand when they're charged, overwatching with their lasguns at the incoming foe. After all, I don't play to win, I play to die in the name of the Emperor.



Chris devised his own regimental markings to denote rank and role, so regular Guardsmen have white plumes, Command Squads have red tips and officers' hats are larger the more senior they are.



MIKE ANDERSON'S IMPERIAL GUARD



A selection of models from Mike's Command Squad, including an Astropath. The model on the left is a Beastman, a type of abhuman designated *Homo sapiens variatus* in the rulebook's appendix.

Mike: I've always had a preference for human armies, but the Imperial Guard are also an incredibly diverse army. There are hundreds of thousands of different Imperial Guard regiments to choose from, not to mention dozens of abhuman species. In fact, the Dark Millennium section in the rulebook's appendices talks at great length about abhumans, so I decided to convert a Beastman model to add a bit of character to my Command Squad. I will eventually give him his own squad to lead as I expand the army.

This is actually the first army I've painted in about ten years, as I'm usually working on single miniatures or dioramas to enter at Golden Demon. The Imperial Guard are a challenging but fun army, as the models are nicely detailed but still fairly quick to paint.



JOE TOMASEWSKI'S NECRONS

Joe: Believe it or not, this is actually the first army I've painted since joining the 'Eavy Metal team back in 2007. I'd always liked the look of the Necrons, but after they received so many new units last year, I finally decided to start an army of them to prepare for the new edition of Warhammer 40,000.

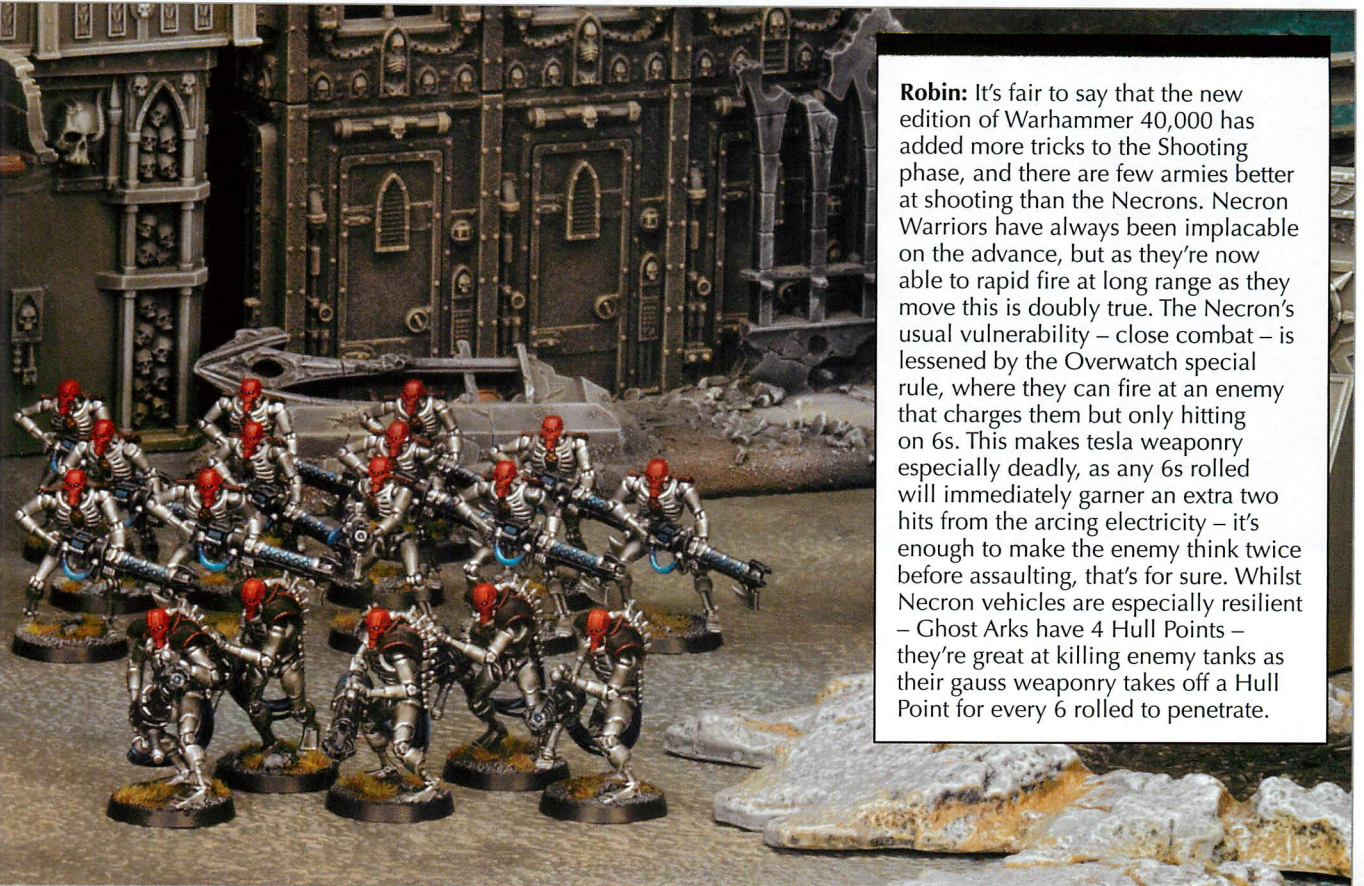
I like the fact that the Necrons really suit simple colour schemes and, if they are applied well, still look great. I began by painting one model as a template, before applying those same techniques to the rest of the army when I was happy with it. This method is particularly effective for painting an army like the Necrons, as almost all of the models share the same colours.

I'm not much of a gamer, so I assembled the models with the wargear that I found the most appealing to look at. Saying that, I'm told that the Deathmarks are quite nasty, as snipers can select targets if they roll a 6 To Hit!




ROBIN CRUDDACE'S NECRONS





Robin: It's fair to say that the new edition of Warhammer 40,000 has added more tricks to the Shooting phase, and there are few armies better at shooting than the Necrons. Necron Warriors have always been implacable on the advance, but as they're now able to rapid fire at long range as they move this is doubly true. The Necron's usual vulnerability – close combat – is lessened by the Overwatch special rule, where they can fire at an enemy that charges them but only hitting on 6s. This makes tesla weaponry especially deadly, as any 6s rolled will immediately garner an extra two hits from the arcing electricity – it's enough to make the enemy think twice before assaulting, that's for sure. Whilst Necron vehicles are especially resilient – Ghost Arks have 4 Hull Points – they're great at killing enemy tanks as their gauss weaponry takes off a Hull Point for every 6 rolled to penetrate.

STU BLACK'S ORKS



Stu: I've wanted an Ork army since I was 12, but have always been daunted by the number of models to paint – until the last edition of Warhammer 40,000 was released, when Fil Dunn painted an Ork army for A Tale of Four Gamers using a really quick and effective method, so I followed along at home with my army.

Five years on and I've got 5000 points and counting, my aim to paint one of everything in the Ork army. I'm nearly there... nearly. I've just finished my Burnabommer, and next up is another 9 Killa-kans.

The leader of my Waaagh! is my Warboss, Krusha Magog ag Nathrak, the Warfiend of Scalax, and I always include him in my army. He'll be my Warlord from now on, which means he not only gets a bonus rule from the Warlord Trait tables, but he's even more the focal point for my army.

Orks aren't good at shooting, but they make up for it with loads of shots – if my mobs get charged, the enemy will have to wade through a veritable bullet storm. And BS1 isn't so bad when you're normally BS2.



Stu: The Blitza-bommer is – quite literally – fresh from my paint station. As with all of my Ork vehicles it was incredibly quick to paint – I sprayed it Chaos Black and then highlighted it by painting metal chips and weathering around the edges. Although I've painted the Blitza-bommer first, I fully intend to paint one of each type of Ork Bommer. This is just the start of my Orky air force.

In games, the Blitza-bommer is a Flyer so is a formidable threat to targets on the ground as it zooms about the battlefield, dropping its mighty payload and proving nigh-on impossible to hit in return.





There is no choice between the Emperor and the Abyss.

DAVE HEATHFIELD & NEIL GREEN'S ORKS

Dave: As 'Eavy Metal painters, Neil and I spend a lot of time painting models, so it takes a special miniature, or army of them, for us to enjoy doing so in our spare time as well. However, in the case of the Orks, the savage and barbaric look of their miniatures combined with the ample conversion possibilities offered by their extensive background really appealed to us both.

We decided to work together, initially just painting an Ork Battleforce, but when I heard that Warhammer 40,000 now included Flyers – and that the Orks were getting their own aircraft model – I decided to paint up a Burna-bommer as well. I'm currently working on some Deffkoptas and Grots, whilst Neil is converting an Ork Warboss to lead the army.





DAVE ANDREWS' SPACE MARINES



Dave's Ultramarines have been extensively converted, from the Scout's rebreather and modified boltgun, to the dynamic leaping pose of his Assault Marine.

Dave: The Ultramarines are the archetypal Space Marines with a regal, classic imagery firmly embedded in Warhammer 40,000 lore. However, as the Hobby section in the rulebook showcases, there's always room to do your own thing, whether it's how you assemble and paint your models, or even just how you base them. This concept even applies to armies whose background is steeped in tradition or rigidly adheres to a particular method of organisation. I didn't want my Ultramarines to look like anyone else's and so converted a number of the models to help set them apart.

My plan now is to paint up a Warlord, probably an Ultramarines Captain, in preparation for the next time that Jeremy Vetock is over from America so that we can have a game.





MATT HUTSON'S SPACE MARINES

Matt: Of course, if you thought my Eldar were shooty, they've got nothing on my Imperial Fists. I pack loads of bolter-armed Space Marines into my army, all of which can move and rapid fire, giving them both a long reach and a great deal of manoeuvrability. This is even more the case with my Sternguard Veterans, as their already-deadly special ammunition becomes even more so. The Land Raider has always been a king amongst tanks, but with 4 Hull Points and armour value of 14, it can withstand an unholy amount of firepower. But it's not just good at taking it, as it can dish it out too! Even if it moves at combat speed, it can still fire all of its weapons (it can fire one flamestorm cannon normally, another using its machine-spirit and then snap fire both the assault cannon and the multi-melta).





Matt: I suspect that I'll be facing a lot of Flyers in Warhammer 40,000 from now on, so I thought I'd get ahead of the game and paint one of my own for my Imperial Fists. I think the Stormtalon is one of the best Flyers in the game – its assault cannons and skyhammer missile launcher will blast just about any other Flyer out of the sky, making it a fantastic interceptor. Better still, once it's dealt with enemy aircraft, it can turn from dogfighting duties to perform a Hover Strike against ground-based targets, letting it devastate enemy units one after another.



We do not flinch from death.

SIMON GRANT'S SPACE WOLVES

Simon: When I play games with my Space Wolves, I always try to play in the most heroic manner possible, as befits the mighty sons of Russ. Indeed, it was the fact that the Space Wolves are so suited to the narrative aspect of Warhammer 40,000 that inspired me to collect the army in the first place.

With that in mind, my Wolf Lord only takes to battle after swearing a sacred oath to strike down the champions of the enemy in glorious single combat. For me, being able to declare a challenge with a rival character, singling his opponents out to fight them in one-on-one combat, is one of the coolest features of the game. It allows me both to achieve the oath sworn by his Saga of the Bear and prove beyond question the might of my Warlord, Sigvald Deathgranter.





EMMA PARRINGTON'S SPACE WOLVES

Emma: I do quite like wolves – so much so that I once adopted a wolf – so it was only natural that my first Warhammer 40,000 army would be Space Wolves, and from Harald Deathwolf's Great Company for good measure. I used the Space Wolves Battleforce to start with and then built a Lone Wolf from some spare bits. I'm currently painting a pair of Fenrisian Wolves to accompany him and have already started to form a story for them – he and his wolves are the survivors of their pack, but out of shame he's covering up his pack markings and concealing his identity. As the rulebook suggests, I like to forge my own narrative for the army, coming up with personalities for all of the characters I paint so as to make their deeds in battle come to life all the more.





An alien mind cannot accept the Emperor's Blessing.

SAM DINWIDDY'S TAU EMPIRE

Sam: The clean-lined, futuristic look of the Tau appeals to me as a designer, and I emphasised that with the colour scheme I used. I chose solid blocks of militaristic green tones, but made sure it didn't end up looking like camouflage by using bright whites and oranges as contrast.

I recently tried out the new rules in a game against fellow designer Paul's Space Wolves and found the Tau to be more than a match for those hairy Space Marines. For a start, pulse rifles are very, very nasty weapons for your basic Troops choice to be armed with – not only can they move and still rapid fire up to 30" away, making them as highly mobile as the background suggests, but they can Overwatch these Strength 5 guns if they're charged.

My Battlesuit is great as well – he proves nigh-on impossible to engage, as can scoot up to 2D6" away with his jetpack in the Assault phase.



CHRIS PEACH'S TYRANIDS





Chris: I painted most of these Tyranids for *How to Paint Citadel Miniatures*, and then Steve added the Swarmlord to the army a little while afterwards. The inclusion of not just one but two mighty Monstrous Creatures makes it extremely deadly on the battlefield – they're both AP2, so even Terminators won't be able to stand in their way in an assault, and if they charge into any heavier armour they can halve their Attacks and perform a Smash attack, doubling their Strength. Ouch!

The Swarmlord's already a potent Psyker, but I'd be tempted to swap out some of his powers in exchange for access to the psychic disciplines in the rulebook. Biomancy and Telepathy in particular fit right in, boosting the stats of my own gribblys whilst sapping the enemy of their own. Or I could go for a rather more aggressive manifestation of the Hive Mind with Telekinesis, blasting holes in the enemy lines.



WARHAMMER[®] 40,000

BATTLEFORCES


Whether you wish to start a new Warhammer 40,000 army or expand an existing one to fight in the eternal war, a Battleforce is a great way to add a great selection of Citadel miniatures to your force.



Space Marines
Bio-engineered superhuman warriors, the Space Marines are Mankind's greatest heroes and the Emperor's lasting legacy.

Box Contents:
15 Tactical Marines
5 Assault Marines
5 Scouts
1 Rhino

Product Code: 99120101059



Space Wolves
Hailing from the frozen world of Fenris, the Space Wolves are brave and savage heroes defending humanity.

Box Contents:
20 Space Wolves
5 Wolf Scouts
1 Drop Pod


Product Code: 99120101080



Blood Angels
Scions of the winged Primarch Sanguinius, the Blood Angels favour a fast and furious style of warfare.

Box Contents:
10 Tactical Marines
5 Assault Marines
5 Death Company
1 Rhino

Product Code: 99120101087



Ravenwing
The Dark Angels 2nd Company ride to war entirely mounted upon bikes and Land Speeders.

Box Contents:
6 Ravenwing Bikers
1 Ravenwing Land Speeder
1 Ravenwing Attack Bike


Product Code: 99120101052



Catachan Imperial Guard
Raised from the death world of Catachan, these jungle fighters make for ferocious Imperial Guardsmen.

Box Contents:
20 Guardsmen
3 Heavy Weapon Teams
1 Command Squad
1 Sentinel

Product Code: 99120105042



Cadian Imperial Guard
The brave Imperial Guardsmen of Cadia stand guard over the Cadian Gate, ever vigilant against Chaos.

Box Contents:
20 Guardsmen
3 Heavy Weapon Teams
1 Command Squad
1 Sentinel


Product Code: 99120105041



Chaos Space Marines
10,000 years ago the Chaos Space Marines turned their back on the Emperor and still fight their bitter war today.

Box Contents:
15 Chaos Space Marines
8 Khorne Berzerkers
5 Possessed
Chaos Space Marines
1 Chaos Rhino


Product Code: 99120102018



Chaos Daemons
Daemons are servants of the Chaos God tasked with bringing ruin and destruction to the galaxy.

Box Contents:
20 Bloodletters of Khorne
10 Daemonettes of Slaanesh
10 Pink Horrors of Tzeentch
5 Seekers of Slaanesh


Product Code: 99129915003



Ork Battleforce
The most warlike aliens in the galaxy, the Orks have an unquenchable thirst for violence and brutal melee.

Box Contents:
20 Ork Boyz
3 Ork Warbikes
1 Ork Trukk


Product Code: 991200103009



Tyranids
The alien Tyranids attack in endless swarms of chitinous creatures, leaving entire planets scoured clean and barren in their wake.

Box Contents:
3 Tyranid Warriors
8 Genestealers
16 Hormagaunts
16 Termagants


Product Code: 99120106017



Tau Empire
A young and vibrant race with mastery of incredibly advanced weaponry, the Tau fight to expand their frontiers.

Box Contents:
1 XV8 Crisis Battlesuit
3 XV25 Stealth Suits
12 Fire Warriors
12 Kroot Carnivores
1 Devilfish

Product Code: 99120113018



Necrons
An ancient race of implacable machines, the Necrons have awoken from their slumber to reconquer the galaxy.

Box Contents:
20 Necron Warriors
5 Immortals/Deathmarks
1 Ghost Ark/Doomsday Ark
5 Canoptek Scarab Swarms

Product Code: 99120110018



Eldar
The enigmatic Eldar suffered a terrible cataclysm that devastated their race, but are still a deadly force in battle.

Box Contents:
5 Dire Avengers
8 Guardians
1 Heavy Weapon Platform
1 War Walker
1 Wave Serpent

Product Code: 99120104022



Dark Eldar
The Dark Eldar are a piratical race of sadistic murderers that launch raids to capture slaves for their gladiatorial arenas.

Box Contents:
10 Kabalite Warriors
10 Wyches
3 Reaver Jetbikes
1 Raider

Product Code: 99120112017

**AVAILABLE NOW IN STORES AND FROM
WWW.GAMES-WORKSHOP.COM**

THE SCOURING OF KASR XV



A dread alliance of Chaos Space Marines and Daemons is set to descend upon Cadia as Simon Grant seeks to burn and destroy in honour of the Dark Gods. Can Andrew Kenrick's brave Imperial Guardsmen and Grey Knights hold them back?

Battle Facts:

SCENARIO:
The Scouring

POINTS VALUE:
2500 points

ARMIES:
Chaos Space Marines &
Chaos Daemon Allies vs.
Imperial Guard & Grey
Knight Allies

PLAYERS:
Simon Grant vs.
Andrew Kenrick

Simon: It's internecine war in White Dwarf this month, as Andrew and I duke it out to see who can claim victory in the inaugural Warhammer 40,000 battle report. In the grim darkness of the far future, there are many great rivalries: the Eldar and the Necrons; the Tau Empire and the Orks; and the most iconic of them all, the armies of the Imperium and the forces of Chaos. It is the latter of these bitter feuds that we plumped for today.

We wanted to include as many of the cool features of Warhammer 40,000 as possible, from Flyers and psychic disciplines to the allied detachments and fortifications that can be selected as part of the Force Organisation Chart. With that in mind, we settled on two sizable armies. As our main armies would be from the Imperial Guard and Chaos Space Marines,

we opted for natural allies that would epitomise the antipathy between the Forces of the Imperium and Chaos – the Grey Knights and Chaos Daemons.

Having readied our armies, Andrew rolled on the Eternal War Mission table to discover which scenario we would be playing, rolling Mission 4: The Scouring. The scenario required us to place six Primary Objective markers face down on the table. These objective would be worth between 1 and 4 Victory Points for the side that controlled them, but, the value would not be revealed till after deployment. In addition there were three Secondary Objectives – Slay the Warlord, Linebreaker and First Blood – each worth a single Victory Point. In this scenario, Fast Attack units also counted as scoring units, but are worth 1 Victory Point if destroyed.



Forging a Narrative

Andrew: One of my favourite bits about any game is coming up with a cool story, a premise for why the battle is being fought to really make it feel a part of the 41st Millennium. This is what Simon and I did at the start of the game, starting the moment we got the scenery out on the table. All of the walkways and buildings suggested some sort of command outpost or manufactory belonging to the Imperium, whilst my choice of Aegis defence lines and Castellan Creed in my army implied a world under siege, defended by the finest men of the Imperial Guard. Enter Simon's army, a Chaos Space Marine force mostly drawn from the Black Legion with foul Daemon allies, and the story was set.

So, this was the command post of Kasr XV, one of the heavily defended fortress-cities that stand guard over the world of Cadia. A warband of the Black Legion, aided by their infernal allies, have blazed a trail of destruction across the surrounding landscape. Creed, with the aid of a small strike force of Grey Knights, has chosen the Kasr as the site where he will make his stand.





You are either for the Emperor or you are his bitter foe.

CREED'S COMMAND

HQ

Cadian Alpha Command
Company Command Squad with Lord Castellan Creed, Colour Sergeant Kell, Veteran with medi-pack, Veteran Weapons Team with lascannon, Master of Ordnance and Astropath.

335 points

Korvus Ventilles

Primaris Psyker with *Terrify* and *Puppet Master* (Telepathy).

70 points

ELITES

Creed's Chosen Men
5 Ratlings.

50 points

Storm Trooper Squad, Codename: 'Sigma-4'

8 Storm Troopers with grenade launcher and Sergeant with power sword.

148 points

TROOPS

Cadian 1st Infantry Platoon: 'Creed's Own'

Platoon Command Squad with vox-caster. 5 Infantry Squads with vox casters, 3 grenade launchers, flamer and meltagun.

340 points

Cadian 113th Armoured Fist: 'The Daredevils'

Veteran Squad with meltagun, mounted in Chimera Armoured Transport.

135 points

FAST ATTACK

Cadia's Grace

Valkyrie with lascannon.

115 points

HEAVY SUPPORT

Cadian 72nd

Leman Russ Squadron, 'The Siege Breakers'

3 Leman Russ Battle Tanks with lascannons and heavy bolter sponsons.

555 points

GREY KNIGHTS ALLIES:

HQ

Brother-Librarian Aldred
Grey Knight Librarian with Mastery Level 3, Nemesis warding stave, *Hammerhand* and *Crush* and *Telekine Dome* (Telekinesis).

235 points

TROOPS

Grey Knight Terminator Squad Cadman

5 Grey Knight Terminators with 4 Nemesis force halberds, Nemesis Daemon hammer and pscannon.

225 points

FAST ATTACK

Titan's Vengeance

Stormraven Gunship with twin-linked multi-melta.

205 points

FORTIFICATION

Redoubt Position C-134A

Aegis defence line with Icarus lascannon.

85 points

TOTAL:

2498 points



Andrew: Last time I used Imperial Guard in a battle report I got thoroughly trounced by Phil Kelly's Dark Eldar, so I knew more was at stake than victory – the honour of the Imperial Guard had to be restored!

I packed in as many Guardsmen as I could to man my Aegis defence line (chosen as a fortification in my army list, you'll note) and guard any objectives with deadly bursts of Overwatch; or to advance, rapid firing as they do so.

There are few tanks better than the Leman Russ, so I've taken three! I've taken them as a squadron as it means they can operate together without blocking each other's line of sight.

Imperial Guard have a really great – and fairly cheap – Flyer at their disposal in the form of the Valkyrie. I also picked a squad of Storm Troopers to ride in it – their

hellguns can decimate a squad of Chaos Space Marines, so I'll use the Valkyrie to deploy them as far into Simon's table half as I can to relieve him of one of his objectives.

Grey Knight Terminators are awesome, and as I'd gotten wind that Si was planning on taking daemonic allies, what more reason did I need to include them as allies? I plan on using them in much the same way as my Storm Troopers, but, as they're Troops, they can capture an objective once they've cleared the Traitors from it.

Finally, Ursarkar Creed was my Warlord as he was the Imperial Guard HQ with the highest Leadership, which meant I rolled on one of the Warlord trait tables. I picked Command Traits, which gives nearby units a bonus. I rolled Inspiring Presence, which means units within 12" can use Creed's Leadership of 10 – stand firm, men!



SCOURGE OF CADIA



Simon: As I wrote my army list I realised I had no idea what to take. I had the combined might of the Chaos Space Marines and Chaos Daemons at my disposal, yet couldn't decide what to unleash on my poor, unsuspecting victim (er, I mean, opponent). I settled on a warband from the Black Legion, so decided to include as many Chaos Space Marines as I could get my hands on, led by a Chaos Lord in Terminator armour. He would be my Warlord and I chose to roll on the Personal Trait table, giving him a special rule. I rolled Immovable Object, allowing him to capture objectives all by himself!

With a Toughness of 5 and the Feel No Pain special rule (enabling them to ignore any wounds on a 5+ that don't inflict Instant Death), Plague Marines are amongst the best squads in the game for capturing

objectives, so I included two units. My final choice for the Primary Detachment was a winged Daemon Prince of Tzeentch. As a Flying Monstrous Creature, he can swoop 24", inflicting a Vector Strike (D3+1 hits at the model's Strength) on a unit he has moved over.

As well as a selection of daemonic gribblys as allies to Deep Strike into Andrew's deployment zone, I chose a Bastion with a quad-gun. Not only would this allow me to shoot down Andrew's Flyers as they arrived – it has both the Interceptor rule (allowing it to shoot at a unit as it arrives from reserves) and the Skyfire rule (which lets it shoot at Flyers at its normal BS, rather than BS1) – but it would provide a sturdy fortification for one of my Chaos Space Marine squads to defend my objectives from.

HQ
Skyrak Slaughterborn, Chosen of Abaddon
Chaos Lord with Terminator armour, twin-linked bolter, power axe and personal icon.
125 points

Vileheart Soulfyre
Daemon Prince with wings, Mark of Tzeentch, Bolt of Change and Molten Beam (Pyromancy).
185 points

TROOPS
Skyrak's Slaughterkin
8 Chaos Space Marines with plasma gun and Aspiring Champion with plasma pistol and power fist.
190 points

The Sunderers
10 Chaos Space Marines with plasma gun, lascannon and Aspiring Champion with plasma pistol and power sword, mounted in a Chaos Rhino with havoc launcher.
280 points

The Blighted Brotherhood
7 Plague Marines with plasma gun and Plague Champion with power sword.
206 points

The Patrons of Pestilence
7 Plague Marines with Plague Champion with power weapon and plasma pistol.
206 points

HEAVY SUPPORT
Abyssal Hate
Chaos Predator with twin-linked lascannon and lascannon side sponsons.
165 points

Killfrenzy
Chaos Defiler with havoc launcher.
155 points

Infernal Splendour
Chaos Land Raider with extra armour and pintle mounted twin-linked bolter.
240 points

CHAOS DAEMONS ALLIES:
HQ
Bilebelly, the Architect of Atrophy
Great Unclean One with Cloud of Flies.
165 points

ELITES
The Crimson Slaughterkin
3 Bloodcrushers of Khorne with Fury of Khorne.
130 points

TROOPS
The Sisters of Sin
12 Daemonettes of Slaanesh.
168 points

HEAVY SUPPORT
Hellvoid
Soul Grinder with phlegm.
160 points

FORTIFICATIONS
Outpost D-13
Imperial Bastion with quad-gun.
125 points

TOTAL: 2500 points



The sins of heresy and treachery can never be repented.

LET THE SCOURING BEGIN

URNS 1-2

Simon: We rolled Hammer and Anvil for our deployment zones, which meant we'd be fighting along the length of the table. Andrew rolled highest so picked the end with the fortress-city. Before deployment, we turned over the six objective dice to reveal that Andrew had three high-value objectives in or near his deployment zone. It was immediately obvious that I was going to have to play aggressively to win, but having lost the roll-off for the first turn, I set up my army to take advantage of cover and avoid the worst of Andrew's firepower.

My cautious deployment served me well as Andrew's firepower was hampered enormously by his limited line of sight and my fortunate cover saving throws. His only success of note was in immobilising my Defiler. Andrew had kept his movement to a minimum, advancing an Infantry Squad to claim the objective in the north-east and braving the killing ground with his Veteran Squad in their Chimera to race northwards.

I began my turn with a push down the left flank, my Land Raider sweeping around the central landing pad to threaten Andrew's main battleline from the north. My shooting was similarly poor, but I did manage to claim a Victory Point by wrecking his Chimera with concentrated heavy weapons fire, earning me First Blood.




The Siege Breakers

Andrew: Vehicle squadrons sacrifice some of the flexibility of taking individual vehicles in exchange for increased resilience and line of sight. So, even though my Lemn Russ were tightly packed, they didn't block each other's line of sight, allowing them all to focus fire on the Defiler without needing to move into position on Turn 1.

1 The number on each Primary Objective represents how many Victory Points it's worth.

End of Chaos Turn 1






Mysterious Phenomena

Simon: In this battle, we agreed that the radar tower was an Archeotech Artefact – a piece of mysterious terrain. As my Plague Marines approached the tower, they inadvertently disturbed a psychneuein hive, every Psyker on the board immediately suffering D3 Strength 3, AP 2 hits. The Daemon Prince and Primaris Psyker both escaped unharmed, but Andrew thanked the Emperor that his Grey Knights had yet to arrive!



Riding on Wings of Terror

Simon: My Daemon Prince took to the air, swooping over the Ratlings and performing a Vector Strike as he did so (D3+2 S6 hits), before summoning forth a Molten Beam. Andrew needed to roll a 6 to Deny the Witch and stop the psychic attack, but failed, leaving Vileheart Soulpyre to blast another Ratling and three Guardsmen apart.



End of Turn 1 VPs

Imperial Guard	Chaos Space Marines
----------------	---------------------

5	5
---	---

Hold the Line

Andrew: Whilst I had been tempted to take a Bastion of my own in the army, I reasoned that only two squads would be able to benefit from it. An Aegis defence line, on the other hand, could provide shelter for my entire Infantry Platoon. I upgraded it with a lascannon too, to add yet more firepower.



The traitor can seek no salvation.

HERE COME THE CAVALRY

URNS 2-3



The Grey Knights arrive to bolster the battleline of the beleaguered Cadian Imperial Guard.

Flyers & Reserves

Andrew: Flyers always arrive from reserve and because my Astropath increased my reserve rolls to a 2+ instead of the normal 3, I was fairly certain both would arrive on Turn 2. I zoomed the Valkyrie up the flank, heading for the objective behind Simon's lines, whilst my Grey Knight-laden Stormraven headed straight for the Great Unclean One that had very rudely appeared in my deployment zone.

Andrew: Well, so much for my plan to decimate Simon's army with massed firepower – my mediocre rolling and Si's awesome cover saves scuppered that. No matter, the air support was here! Unfortunately, the Chaos Bastion was topped with a quad gun, whose Interceptor rule allowed it to fire at arriving Reserves, knocking a Hull Point off the Stormraven.



Still, the Stormraven opened up with all its weapons at the Great Unclean One, wounding it. Creed ordered the Imperial Guard squad to 'Bring it Down' on the Daemon Prince, but Simon made all his saves, a pattern that continued when I penetrated his Defiler with my lascannon.

In Simon's turn the rest of his Daemons showed up, but he was outrageously unlucky and they all had to roll on the Deep Strike Mishap table – I placed the

Bloodcrushers in the furthest corner, whilst the Soul Grinder went back into reserve.

The Chaos Shooting phase was much better, the Rhino's havoc launcher killing the Veterans (whose Chimera had been destroyed last turn) whilst his Predator blew up my lead Leman Russ and the Great Unclean One charged and smashed up another. Even Creed's Command Squad were targeted, the poor Master of Ordnance (who had stepped out in front to get a good view) getting shot by the Land Raider.

In Turn 3 the Stormraven switched to hover mode, allowing the Grey Knight Terminators to disembark. I'd hoped to get them up in Simon's face, but it'd be foolish for them to ignore the Daemons in my own deployment zone. The Grey Knights did what they're there to do, blasting the Great Unclean One apart with storm bolters.



Monster Smash

Simon: Monstrous Creatures are particularly deadly when it comes to wrecking vehicles. Their Smash special rule allows them to forgo half their Attacks to double their Strength – an ability that Andrew's Leman Russ fell foul of against my Great Unclean One.



Psychic Death!

Andrew: If for no other reason than I could, I swapped all my Psykers' innate powers for the shiny new ones from the book, and they immediately proved their worth, the Grey Knight Librarian using his Telekinetic Crush to take a wound from the Great Unclean One.



The Grey Knight Librarian and his Terminators banish the Great Unclean One back to the Warp.

FIRE IN THE SKY

URNS 3-4

Simon: Things were starting to get serious now. Time was running short and I still had to make a play for the objectives in Andrew's deployment zone. Who am I kidding? I just wanted to slaughter his pathetic mortals with my Chaos Lord for the glory of the Dark Gods! I moved my Land Raider to disembark my Lord and his squad right in front of Andrew's battleline.

Meanwhile, my Daemon Prince swooped down to join the party, beheading the medic in Creed's command squad with a Vector Strike, then vaporising his loyal bodyguard, Kell, with a *Molten Beam* after Andrew passed Creed's Look Out, Sir roll. I pounded the Imperial Guard infantry with as much firepower as I could muster, but the cowardly dogs went to ground behind their Aegis defence line for a 2+ cover save. It looked like I was going to have to break

his army the old fashioned way, so my Chaos Lord led the charge and wiped out two Imperial Guard squads in combat.

Andrew's reaction to my bold assault was hampered by a turn of incredibly bad luck. He moved his Grey Knights closer to my Chaos Lord before opening fire with everything he had. The Stormraven gunned down the Daemon Prince, but the Land Raider took everything he threw at it, only suffering a single Hull Point of damage.

To make matters worse, my Soul Grinder arrived on its third attempt, landing behind the Grey Knight Terminators before I brought the Stormraven down with another crack shot from my Chaos Predator. I then charged no less than three Infantry Squads with my Chaos Lord's dwindling unit, but it didn't go too well and I suffered a number of casualties for my overconfidence.

End of Game Turn 4

Stand Firm and Fire, Men!

Andrew: My favourite rule is *Overwatch* – when a squad is charged, it can open fire at the assaulting unit but at *Ballistic Skill 1*. This makes charging an Imperial Guard battleline a frightening prospect, and I brought down a couple of Chaos Marines before they reached my lines. Si also launched a multiple assault, which meant he lost the bonus *Attack* for charging and was overwatched by two units at once.





Chaos Space Marine Warlord, Skyrak Slaughterborn, assaults the Imperial Guard defence lines.



Death from Below

Simon: I had upgraded my Bastion with a quad-gun, as its Skyfire special rule allowed me to engage Andrew's Flyers without needing 6s to hit. His Valkyrie learnt this the hard way as I blasted it clean out of the sky in Turn 4, the Storm Troopers onboard each suffering a Strength 10 hit with no saves allowed from the explosion. One survived the crash only to be gunned down by my Bastion's heavy bolter!

Hover Mode

Andrew: As much as I was enjoying zooming my Stormraven about shooting Greater Daemons, it had a precious cargo to deliver. Passengers can't disembark from a Flyer whilst it's zooming, so at the start of Turn 3 I switched it to hover mode, which meant it effectively turned into a Fast Skimmer. I hovered it forwards 6" and deployed the Terminators. The downside to hovering, as I quickly discovered, is that you're no longer quite as hard to hit, so Simon's Chaos Predator only needed 3s to hit it and, sadly, he penetrated it twice. Kaboom.

End of Turn 4 VPs

Imperial Guard	Chaos Space Marines
3	9



Chaos consumes all.

THE END TIMES

TURNS 5-6

Andrew: It's fair to say that my luck was atrocious last turn as, aside from blowing up the Daemon Prince, my shooting did very little. This turn, however, it was to go from bad to worse. My Grey Knights charged the Land Raider, hopeful that the combination of *Hammerhand* and a Daemon hammer could crack its stationary form wide open, but I failed to penetrate at all. Poor, very poor. Insult was added to injury on Simon's turn when he backed away with the Land Raider and shot the Justicar armed with the Daemon hammer right through the head.

The Soul Grinder charged the last Leman Russ, re-rolling its random charge distance due to its Fleet special rule, effortlessly smashing the tank aside, and in Turn 6 it went on to charge Castellán Creed. To my surprise, the noble hero of Cadia stood firm, making all his refractor field saves to survive the fight!

In my last turn, the Grey Knights turned from the Land Raider to try to seize the objective worth 4 victory points, whilst the Librarian charged the Chaos Lord, who was now standing alone, the rest of his squad whittled down by weight of fire. Unfortunately the Grey Knights fell to the Chaos ordnance, although the Librarian denied the Chaos Lord his objective.



Lords of War

Simon: Throughout the game, our Warlords had been simply fantastic. Andrew's Warlord, Usarkar Creed, had held the Imperial line intact, his Inspiring Presence Command Trait enabling friendly units with 12" to make use of his Ld 10. My Chaos Lord, on the other hand, had the Immobile Object Personal Trait, making him a scoring unit!



End of Game VPs

Imperial Guard	Chaos Space Marines
0	9

CHAOS WIN

Castellán Creed faces down the gigantic Soul Grinder atop the landing pad.



LET CADIA BURN!

Simon: For the Dark Gods! Once more, the weakling cattle of the false Emperor have been culled, their souls torn from broken bodies to feed the Daemons of the Warp. Glory to Chaos!

Ahem. Sorry about that. Well, that was fun! I don't think I've ever played in a more cinematic game. There were so many cool moments, from my Chaos Lord slaughtering all before him until he was left alone in a heroic duel with Andrew's Librarian, to Creed lasting two rounds of combat with a Soul Grinder before finally succumbing.

I confess that on more than one occasion, I should've been punished far more heavily by Andrew's massed firepower, but I just couldn't seem to stop passing my cover saves. Combined with Andrew's less-than-desirable dice rolls, he was never really able to strike any decisive blows. I, on the other hand, had good luck exactly when I needed it in a number of crucial moments throughout the battle.

Despite knowing that I had to play aggressively, I actually held back a lot more than I should have, especially with my Plague Marines, and had Andrew defeated my attacking wave, he would've left me badly wrong-footed. Thankfully, my heavy-hitters did me proud and smashed Andrew's hapless army to pieces.



Moment of the Match – Crash & Burn

Simon: For me, each time I shot down one of Andrew's Flyers it was incredibly satisfying, but I've chosen the destruction of the Valkyrie as my moment of the match. Not only did it remove any threat to my home objectives, but I loved it when the last surviving Storm Trooper crawled from the wreckage only to be cut down by automated fire!



Moment of the Match: Explosive Arrival

Andrew: For me, the highlight of the match was the arrival of both my Flyers. Apart from the fun that's to be had zooming the models about (and making the accompanying noises), the sheer amount of damage the Stormraven can put out even at top speed is great. And then the Grey Knight Terminators climbed out...

Andrew: Well, if I'd set out with the hope of salvaging some semblance of honour for the Imperial Guard, I've utterly failed to do that in this game! Even the Grey Knights couldn't compensate for my dismal luck (and Simon's outrageous saving throws). I think my mistake was getting too entrenched, which allowed Simon to keep me on the back foot for the whole game. I should have thundered up the flank with my Leman Russ squadron and advanced with the massed ranks of my Infantry Platoon, making Simon react to me, rather than the other way round. The Grey Knights did their job admirably, but once their Stormraven was shot down they found themselves stranded.

What I hope I have done, however, is showcase just how bloody Warhammer 40,000 is, not to mention how the grim darkness of the far future really comes to life on the tabletop. With the Imperial Guard hunkered down behind their defensive emplacements, under fire and under siege from the Black Legion, and Valkyries, Stormravens and Daemon Princes duelling for dominance of the skies above, it certainly felt that there was enough action to match the most action-packed of Black Library books!



WARHAMMER
40,000

BATTLEFIELD TERRAIN

No gaming table is complete without some atmospheric scenery to fight over. Inspired by events from the Warhammer 40,000 timeline, we showcase a selection of battlefield terrain and introduce some of the rules that can be applied to them.



937.M41

Hunt for the Red Corsairs

Inquisitor Pranix leads five companies of Space Wolves and units of the Cadian 301st and Tallarn 14th in an attempt to reclaim the nine Hollow Worlds from the vile clutches of Huron Blackheart and the traitorous Red Corsairs. The Imperium's forces are stunned to see how quickly the renegades have expanded and how vast their piratical empire has grown in such a short space of time.



1 Bastions

Bastions are heavily armoured strongholds that can be erected in short order. They are well suited to forces aiming to consolidate their position or launch further attacks from a place of strength.

Bastions have an Armour Value of 14 all around, and an emplaced heavy bolter on each facing – automated weapons that target the nearest enemy unit. A Bastion can be used as neutral battlefield terrain or selected as a Fortification as part of the Force Organisation Chart, enabling you to deploy within a solid defensive stronghold. A Bastion can be upgraded with a comms relay or heavy weapon on its battlements.

2 Tank Traps

Defensive emplacements usually employed to protect infantry-held positions from armoured assault, tank traps are all but impossible to traverse with a vehicle.

Tank traps are designed specifically to thwart the movement of land vehicles and, as such, count as impassable terrain to all non-Skimmer vehicles. Bikes can attempt to manoeuvre past them, but must pass a difficult terrain test in order to do so. Against all other units, however, tank traps are treated as open ground, though any models hidden behind a set of tank traps can still claim a 4+ cover save from its solid, robust frame.

3 Aegis Defence Lines

Built from crenellated armoured sections, Aegis Defence Lines form a solid shieldwall to screen infantry squads.

Aegis defence lines offer a 4+ cover save, but any unit that decides to Go to Ground behind a defence line gains +2 to its cover save, rather than +1. An Aegis defence line may also be selected as a Fortification choice.





Belligerence allied to faith can move a mountain.

1 Mysterious Forests

The forests of the 41st Millennium are as varied as the million worlds on which they are found and can conceal all kinds of exotic danger within their thickets.

Models within a forest's boundary benefit from a 5+ cover save. However, forests are also mysterious terrain, so as soon as a unit enters a forest, you must roll on the Mysterious Forest table to discover what fate awaits your hapless models. Mysterious forests can range from brainleaf fronds, the sentient tendrils of which can dominate living beings and cause them to lash out at their comrades, to a carnivorous jungle, which inflicts D3 Strength 5 hits on any unit seeking shelter beneath its boughs.

2 Ruins

Many civilisations have risen and fallen on every world over the millennia, their broken architecture left in ruins.

All ruins are treated as difficult terrain, but offer a 4+ cover save to those concealed within their shattered structure.

3 Wild Undergrowth

There are many worlds in the Imperium renowned for the native flora that covers their lands in verdant morasses.

Wild Undergrowth is also difficult terrain, though the dense foliage is less effective at shielding those within its boundaries from incoming fire, granting them a 5+ cover save instead.

2

1

3





4 Imperial Statuary

Countless Imperial worlds have been freed from anarchy or tyranny by brave heroes of the Imperium, their noble visage commemorated in stone that others may be inspired by their courage and valour.

So inspiring is the countenance of these great champions of humanity that any models from the armies of the Imperium (Imperial Guard, Sisters of Battle and all Chapters of Space Marines) are Fearless within 2" of Imperial statuary.

4



**766.M41
Blinded**

Many Imperial watch stations and listening posts in the Catachan and Ryza systems are attacked by Eldar pirates under the command of Prince Yriel. Without their early warning 'eyes and ears', this leaves both systems vulnerable for decades to come.

221997.M41

Piscina IV –

The Storm of Vengeance

Piscina IV is invaded by Orks under the joint leadership of Ghazghkull Thraka and Bad Moons Warboss, Nazdreg. Orkish teleportation is used in a surprise attack and only the stout defence commanded by Master Belial of the Dark Angels, and the timely arrival of reinforcements end the Ork threat. Although the victory is great, several Imperial Commanders, including Master Belial, feel that Ghazghkull might have further tricks up his sleeve.





1 Fuel Reserves

In the most desperate circumstances, even fuel barrels can act as shelter, despite the inherent risks involved!

Fuel reserves offer a 5+ cover save to any models brave or foolish enough to hide behind them. However, each time one such model successfully passes a cover save, roll a D6. On the roll of a 1, the barrel was filled with fuel and explodes, inflicting a Strength 3 hit on any models nearby.

2 Fortress of Redemption

These mighty defensive bulwarks date back to the Great Crusade and were first used by the Dark Angels to secure the many worlds they had conquered.

Comprising two bunker annexes, one main tower and housing an assortment of powerful weapons to defend against assaults by land or by air, a Fortress of Redemption is all but unassailable. For 220 points, this awesome defensive stronghold can even be selected as a Fortification!

3 Impact Craters

The impact of heavy shelling, exploding mines and orbital bombardments can leave scars upon the landscape, but also provides limited cover to desperate soldiers that can hide within them.

Impact Craters are area terrain and grant a 5+ cover save to any model within their boundaries. Here, the impact craters have been used to give a more visual representation of the Ork bombardments that have continually pounded the area.





CITADEL®

The Warhammer 40,000 Citadel scenery range includes a comprehensive selection of plastic kits, from ruined buildings to defensive fortifications. Check out the website to see the full range of scenery from the 41st Millennium.

No battlefield is complete without a variety of terrain to fight over, but remember that it is now possible to include a fortification as part of your army, too. The kits displayed below are only available to order online, but you can pick up the terrain shown opposite in your local Hobby Centre.

Fortress of Redemption

An unyielding citadel consisting of a large tower and two bunker annexes, the Fortress of Redemption is an incredibly durable and heavily defended fortification.



Product Code: 99120101082



Moonscape


A set of five different variations of plastic craters that can be used to decorate your war-torn battlefield, representing artillery blast craters or the scars of orbital barrages.


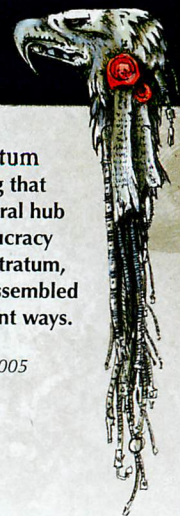
Product Code: 99220199037

Battlefield Accessories

A multi-purpose kit comprising a selection of battlefield debris such as fuel drums, tank traps and weapon crates, the Battlefield Accessories kit provides a variety of useful terrain options.


Product Code: 99229999041





Honoured Imperium
A three-piece kit containing a section of ruined Imperial architecture, a broken aquila and a statue that stands 6" tall, depicting a fallen hero of the Space Marines.

Product Code: 99120199023




Basilica Administratum
The ruins of a building that once serving as a central hub of the Imperial bureaucracy known as the Administratum, this building can be assembled in a number of different ways.

Product Code: 99120199005




Imperial Bastion
This kit makes a Bastion – a solid and reliable stronghold that can house two squads of infantry, offering them protection within its heavily armoured walls.

Product Code: 99120199018



Skyshield Landing Pad
A landing pad large enough to comfortably fit an Imperial Valkyrie with plenty of room to spare. The armoured crenellations are movable and can be lowered or raised.

Product Code: 99120199016



Citadel Wood
The Citadel Wood contains three trees and a scenic base to represent the wood's boundary. A choice of 70 components means no two trees need look the same.

Product Code: 99129999002



Aegis Defence Line
This kit contains four single and four double sections of armoured shieldwall with which to form your defences. A quad-gun emplacement is also included in the set.

Product Code: 99120199015



Manufactorum
The shattered remnants of a factory or warehouse, the Manufactorum kit creates a building emblazoned with the cog wheel symbol of the Adeptus Mechanicus.

Product Code: 99120199009



Sanctum Imperialis
This kit can be assembled to represent a ruined building that is replete with the baroque majesty and iconography typical of the Imperial Creed.

Product Code: 99120199008

AVAILABLE NOW IN STORES AND FROM
WWW.GAMES-WORKSHOP.COM

WARHAMMER
40,000

ASSAULT ON FELLSTORM AIRFIELD

Having painted an army of White Scars and Orks from the Assault on Black Reach boxed game for an Army Project last month, the Hobby Team's Steve Bowerman and Duncan Rhodes refight a bitter encounter from the Battle for Cardrim.



Cardrim 925.M41 – Assault on Fellstorm Airfield

In the wake of the devastation inflicted upon the Ryza warzone by Waaagh! Grax, an aspiring Ork Warboss known as Skullkrumpa attempts to carve out a realm of his own. The first to feel his wrath is the barren world of Cardrim, but when the planet comes under attack

the 4th Company of White Scars, led by Joghaten Khan, is quick to respond. After a series of bloody battles, the stranded White Scars lead a guerrilla assault on the Ork-held position at Fellstorm Airfield, seeking to reestablish contact with their orbiting Strike Cruiser.




Preparing for Battle

Duncan and Steve had painted the opposing Ork and Space Marine armies from the Assault on Black Reach set for an Army Project last issue, but had also incorporated a new Flyer into their forces – a Dakkajet and Stormtalon respectively. With the inclusion of a fortification each and a few additional units to expand their armies, both players had a 1000 point army ready for battle. The game was on!

Scenario: The Relic

In this mission, Duncan and Steve will be attempting to recover a valuable relic from no-man's-land that will help them to gain the upper hand in the ongoing conflict. The relic begins the game in the centre of the battlefield, but any scoring unit (in this mission units from the Troops section of the Force Organisation Chart) can pick it up and attempt to move it to safety. The unit carrying the relic cannot move more than 6" in a single phase and will drop the relic if killed.



DEPLOYMENT & TURN 1

Duncan determined which deployment method he and Steve would be using by rolling Vanguard Strike. Faced with a diagonal deployment zone running through the centre of the board, Duncan opted to claim the south-west corner and placed his 'looted' Bastion as close to the relic as possible. Steve set up opposite, deploying his Skyshield Landing Pad atop the hill to secure the best fields of fire.

Having deployed first, Duncan had the first turn and a head start with which to close on the relic in the centre of the battlefield. With a roar of engines, two Ork Trukks headed at full speed towards the White Scars whilst the large mob of Orks in the centre made haste towards the relic.

Duncan opted to move Flat Out with his Trukks and Run with his Ork Boyz, earning each unit an extra D6" move in the Shooting phase at the cost of firing, leaving him with little in the way of firepower. The Deffkoptas were one of the few units in range and able to fire, but they scored a penetrating hit on the Dreadnought with their rokkit launchers, stunning it and reducing its Hull Points to 2.

The White Scars reacted immediately, surging forwards to engage the Orks. Steve had opted to split his Tactical Marines into Combat Squads, covering his advance with the two squads equipped with a missile launcher. His stunned Dreadnought could only fire Snap Shots at the Deffkoptas so would need 6s To Hit. He failed to do so though the Terminators did manage to cause a wound. The closest Ork Trukk survived two direct hits from krak missiles, but lost its final Hull Point to an exploding krak grenade thrown by Steve's Captain, earning him a Victory Point for First Blood. The Trukk detonated spectacularly, taking five Orks with it in the conflagration. The Khan immediately led his squad in and butchered the now disembarked survivors.



Ork Deffkoptas pound Honoured Temajin with salvos of rokkits.



Joghaten Khan leads the charge against the surviving Ork Boyz.



By the way of their death we shall know them.

TURN 2

The rising crescendo of jet engines heralded the arrival of da Krimson Barun in his trusty Dakkajet as he screamed past the Deffkoptas, guns blazing. On the ground below, the Ork Boyz grabbed the relic and Ran back south with their new-found loot in tow. Duncan covered their retreat by disembarking his Warboss and Nobz squad from their Trukk and throwing them into combat with Steve's Captain and Combat Squad, calling a Waaagh! as he did so. Duncan's Shooting phase was once again hampered by poor dice rolls, only felling a single Space Marine.

One of the Ork Nobz was wounded by Steve's Overwatch shooting as they charged – his Snap Fire was poor, but the Combat Squad's flamer inflicted the full three (out of D3 automatic) hits. The wounded Nob was finished off moments later by a well-placed blow in combat. In return, the Nobz only managed to kill a single White Scar after Steve managed to pass twelve armour saves and draw the combat.

As the nearest target to da Krimson Barun, Steve's Terminator Sergeant had been gunned down, but the rest of the squad had emerged unscathed from the

++ Incoming... ++

- 1 The Ork Boyz seize the relic and run back towards the relative safety of their deployment zone.
- 2 Da Krimson Barun arrives, unleashing a torrent of supashoota fire at the Terminators, felling the squad Sergeant.
- 3 Skullkrumpa leaps from his Trukk with five Nobz in tow and slaughters his way through the White Scars. Not even Joghaten Khan can slow the Warboss' rampage and is struck down by the Ork's power claw, though not before he wounds Skullkrumpa.
- 4 Techmarine Vor'Tarro arrives in the Stormtalon Gunship, the *Spear of Chogoris*. Lascannon beams and mass reactive shells wrack the fuselage of da Krimson Barun's Dakkajet, but the Fighta Ace evades the worst of the incoming fire and suffers only minor damage.





Dakkajet's strafing run. The squad had, however, failed the subsequent pinning test and would therefore be unable to act this turn. Steve made his 3+ roll for his Stormtalon to arrive from Reserves and immediately set about hunting da Krimson Barun. However, the canny Fighta Ace chose to Evade for a 5+ cover save and suffered only a single Hull Point of damage.

Steve's Dreadnought wiped out the remaining Deffkoptas after shooting then charging them, but things went from bad to worse in the centre as Joghaten Khan and his squad were wiped out by the Orks.



To the Death!

As soon as combat was joined, Joghaten Khan and Skullkrumpa began trading blows in a challenge that could decide the outcome of the battle. After fighting the Warboss to a stalemate in the first round of combat the White Scar seemed to be getting the upper hand, dealing the Ork a grievous wound, but the enraged Ork promptly felled the Khan with a mighty swipe of his power claw.

2






All hail the martyrs! On their blood is our Imperium founded, in their remembrance do we honour ourselves.

Death or Glory!

Not satisfied with cutting down Steve's Captain (and earning himself a valuable Victory Point for the Slay the Warlord objective), Duncan continued to press the attack with his Warboss. Steve lost another of his Combat Squads as the Orks tore through them in a single Assault phase, and was forced to gamble his Terminators in a charge that could well determine the outcome of the battle.



Fighta Ace da Krimson Barun returns to the warzone, guns blazing at the Spear of Chogoris.



URNS 3-4

Da Krimson Barun, only able to fire Snap Shots having evaded last turn, gunned his engines and zoomed off the board, but would return as part of Ongoing Reserves in the following Movement phase. The Ork Boyz continued to move further south with the relic. Despite his best efforts, Duncan couldn't seem to hit Steve's Stormtalon, the 6s required to hit the Flyer proving too difficult. The Warboss and Nobz fared better, charging and wiping out another White Scars Combat Squad.

Steve was rapidly beginning to run out of models yet still had an angry Warboss on the warpath in his deployment zone and a retreating mob of Ork Boyz with the relic in the other. He combined the speed and firepower of his Stormtalon and the range of his last remaining missile launcher to slay five of the Ork Boyz, though they held their ground. Meanwhile, it fell to the Terminators to deal with the Warboss and his Nobz bodyguard. After an incredibly bloody and mutually destructive assault, only Skullkrumpa emerged alive.

The start of Duncan's turn once again sounded to the roar of jet engines as da Krimson Barun returned to the fray. Every available Ork gun targeted the Stormtalon but no shots could find their mark. As a Flyer, however, Duncan's Dakkajet would be able to engage Steve's gunship on equal terms. Tracer fire stitched the sky as Duncan's Dakkajet opened up with all of its guns and the *Spear of Chogoris* was blown out of the air, its two Hull Points no match for the sheer ferocity of the incoming fire. But Steve did have the last laugh when the wreckage of his Stormtalon spiralled earthwards to land directly on top of the Ork Bastion, killing three Ork Boyz in the ensuing explosion.

Considering his army had been reduced to a Dreadnought and a single Combat Squad, Steve's Turn 4 was surprisingly effective. A long-range volley of bolter fire and a well-aimed frag missile tore into the Ork Boyz with the relic. Three Orks were slain, one of which was the Nob that led the squad after Duncan failed both Look Out, Sir rolls (as he wasn't an Independent Character, Duncan needed to roll a 4+ to redistribute the hit to another model). His poor luck was compounded further when the surviving Orks fled, dropping the relic. Meanwhile, Steve's Dreadnought charged the Ork Bastion, causing it to partially collapse under the brutal assault, crushing four of the Orks stationed inside.

Duncan's fleeing Ork Boyz rallied in the last turn and were able to move 3" back onto the relic, blasting the Dreadnought's rear armour as they did so and reducing it to a single Hull Point. But the embattled Dreadnought turned and charged them, killing one Ork and routing the survivors.




The White Scars continue to fight bravely until da Krimson Barun's deadly strafing run wipes them out.



Defiant to the Last

Honoured Temajin had won the relic but, as the Dreadnought wasn't a scoring unit, the game ended in a narrow victory for the Orks. Duncan had earned 2 Victory Points for completing two Secondary Objectives – Slay the Warlord and Linebreaker (his sneaky Kommandos – a denial unit – had ended the game in his opponent's deployment zone). Steve, on the other hand, had only won a single Victory Point for claiming First Blood.



T'AU SEPT HUNTER CADRE


Hobby Team Army Painters Steve Bowerman and Duncan Rhodes recently teamed up to paint a Tau Empire army. Here they show us the colours and techniques they used.

INSPIRATION

Duncan: The Tau Empire army is very different to any other race in Warhammer 40,000. On the one hand, they display a vibrant, uniform colour scheme on all their Tau infantry, battlesuits and vehicles, yet their alien allies in the Vespids and Kroots stand wildly apart from the rest of the army – so too the clandestine Stealthsuits and majestic Ethereals. Steve and I decided to paint a Tau Empire army to showcase these different aspects. We started out with a Tau Empire Battleforce, which provided us with most of the miniatures we needed, but added in a Vespids Stingwing squad for extra variety and an Ethereal to lead the army.

PREPARATION

After undercoating the models with Chaos Black Spray, we used the Citadel Spray Gun to apply the basecoat and first Layer stages on the Fire Warriors, Devilfish and Crisis Battlesuit. We used the same method to paint the blue skin of the Vespids Stingwings. However, in the case of the Ethereal, we painted the first two stages with a Basecoat Brush, as only his hands and face were exposed.








Codex: Tau Empire includes the full background of the army, detailing their race's evolution, rapid expansion and assimilation of many other alien species.





The aspect of the Tau that appealed to Duncan and Steve were the myriad different species and creatures that can be found in the Tau Empire army.

FIRE WARRIOR


① ARMOUR



② T'AU SEPT SYMBOL




③ FATIGUES



FIRE WARRIOR DETAILS AND BASES




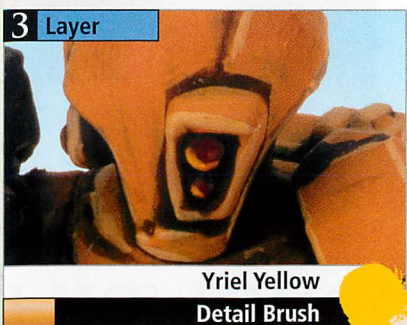
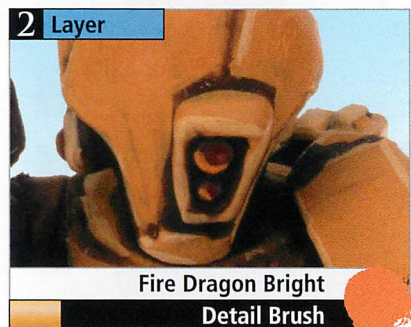
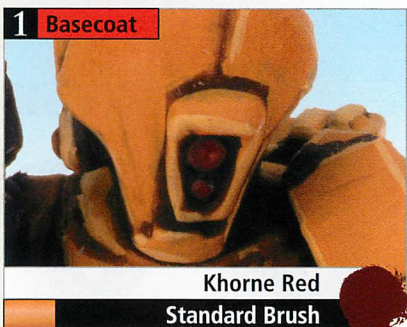
1 BLACK



2 BASES





3 LENSES






RED ARMOUR AND BLUE SKIN

① RED ARMOUR



② BLUE SKIN





KROOT

① GREEN SKIN



② KROOT HAIR





③ LEATHER




KROOT DETAILS


① LACES



② GOLD




③ SILVER





FINISHING DETAILS

Duncan and Steve decided against adding chipped paintwork and weathering to the Devilfish, as they wanted each element of the army to look as clean and neat as possible. This way, they could showcase the different colours used on the various units throughout the army in their best light.



The lenses were painted with 'Ardcoat' to exaggerate the glass effect.



To break up the large areas of armour panelling on the Devilfish, Duncan painted some appropriate sections in the same red he used on the Stealthsuits, creating a nice contrast of colour.



Duncan mounted his Crisis Battlesuit on one of the flying stands included in the Battleforce. The model looks like it is launching itself into the air, plasma rifle blazing.



Steve lavished the Ethereal with details befitting its revered status, such as delicate freehand script.



The Stingwing Strain Leader's armour and the squad's guns were painted as per the Fire Warriors.




The darker shades of the Fire Warriors' fatigues and stocks of their pulse rifles contrast nicely with the lighter colour of their armour.

CITADEL

TAU EMPIRE PAINTING GUIDE

									
	XV-88	Leadbelcher	Balhasar Gold	Rhinox Hide	Death World Forest	The Fang	Mourmfang Brown	Zandri Dust	
									
	Khorne Red	Abaddon Black		Agrax Earthshade	Nuln Oil	Athonian Camoshade	Drakenhof Nightshade	Seraphim Sepia	
									
	Tau Light Ochre	Runefang Steel	Gehenna's Gold	Gorthor Brown	Wazdakka Red	Eshin Grey	Straken Green	Pallid Wych Flesh	Squig Orange
									
	Ungor Flesh	Ogryn Camo	Fenrisian Grey	Deathclaw Brown	Deathclaw Brown		Bloodletter		Imperial Primer



HOW TO PAINT CITADEL MINIATURES
How to Paint Citadel Miniatures includes loads of modelling and painting advice useful for any hobbyist.



CITADEL SPRAY GUN
The Citadel Spray Gun is a handy tool that enables you to rapidly basecoat large numbers of models in a single batch.

AVAILABLE NOW IN STORES AND ONLINE FROM WWW.GAMES-WORKSHOP.COM

CITADEL® FINECAST™

In addition to the Ethereal and Vespid Stingwings showcased in this month's Army Project, the ranks of the Tau Empire have been bolstered by a number of units released in Citadel Finecast resin, some of which are displayed here.



Commander Shadowsun
99810209012

Tau Empire Krootox
99800209017



ADVANCE ORDER FROM 14TH JULY AT WWW.GAMES-WORKSHOP.COM

Forge World

Named for the planets that produce much of the materiel for the Imperium's war efforts, Forge World make huge resin kits of everything from Thunderhawk Gunships to Reaver Titans to use in your Warhammer 40,000 games.



Lufgt Huron

Tyrant of Badab and master of the Astral Claws, Lufgt Huron's hubris and secession plunged his demesnes into a brutal civil war.

Forge World produce a huge range of detailed resin kits for use with Warhammer 40,000 as well as the immense super-heavy tanks, Titans and Flyers that they are best-known for, allowing you to add some of the most iconic war engines of the 41st Millennium to your collection such as the Eldar Phantom Titan or Space Marine Thunderhawk Gunship. As well as these huge kits, Forge World also produce dozens of different tanks, aircraft, Dreadnoughts, Daemon Engines and more, such as the Ork Mega Dread, Space Marine Contemptor Dreadnought and Chaos Brass Scorpion. Their range also includes detailed resin upgrade kits for dozens of Space Marine Chapters, with sculpted shoulder pads and vehicle iconography etched brass symbols and decal sheets, all designed to add greater depth and detail to the armies of Warhammer 40,000.

In addition to mind-blowingly detailed models, Forge World also produce a range of Imperial Armour books. Each of these present an incredibly deep slice of

Warhammer 40,000's rich and Gothic background; a specific campaign or operation from the Imperium of Man's long history. The wars of the 41st Millennium are presented in all their dizzying scope and brutal savagery.

Each book is packed with colour profiles showcasing the forces of the Imperium and its foes in exacting detail, as well as stunning full-colour photo-art depicting the military conflicts of the far future. So far, the books have covered conflicts from the internecine Space Marine battles of the Badab War to the gruelling renegade uprising Siege of Vraks and, most recently, the Doom of Mymeara, which pitched the Space Wolves against the Eldar.

An Imperial Armour book also contains a vast swathe of extra game content – from the 'Blood in the Void' expansion for fighting boarding actions to the Eldar Corsair army list and the detailed Badab War campaign system, each and every book is packed with new ideas and details to make no two games alike!

DEATH KORPS OF KRIEG

Manpower for the Imperial Guard is the sole export of the fallout-ravaged world of Krieg, and the fanatical loyalty of the Death Korps regiments is born of an ancient treachery. Their relentless and grinding manner of siege warfare is described in *Imperial Armour Volumes 5-7: The Siege of Vraks*.



CONTEMPTOR-MORTIS DREADNOUGHT

The Contemptor-Mortis is an ancient design of Dreadnought, mounting its assault cannons on anti-aircraft mounts for blasting aircraft from the sky. The rules for Forge World's many miniatures can be found in the various Imperial Armour books.



A Brass Scorpion accompanies a warhost of World Eaters to battle.

IMPERIAL ARMOUR AERONAUTICA

Forge World make a range of large aircraft models, from the Thunderbolt and Storm Eagle to the huge Tau Manta and Eldar Vampire Raider, the rules for all of which are included in the new *Imperial Armour Aeronautica* book.



VULTURE GUNSHIP

An agile and heavily armed aircraft, the Vulture is designed for close support of Imperial Guard ground forces. Produced on the forge world of Voss in huge numbers, Vulture squadrons inflict devastating attacks upon massed infantry, supply convoys and other valuable enemy targets.

TAU MANTA

The cyclopean Manta is a super-heavy drop ship. The biggest single kit that Forge World produce, this 2000-point behemoth weighs an impressive 28lbs, boasts a 34" wingspan and is supplied with two Devilfish, two Hammerheads, eight Battlesuits and 6 gun drones, all of which fit inside its cavernous troop bays!



STORM EAGLE

A Storm Eagle is a formidable attack craft, mounting fearsome firepower for a vehicle of its size and capable of carrying numerous Space Marines into the thick of an assault.

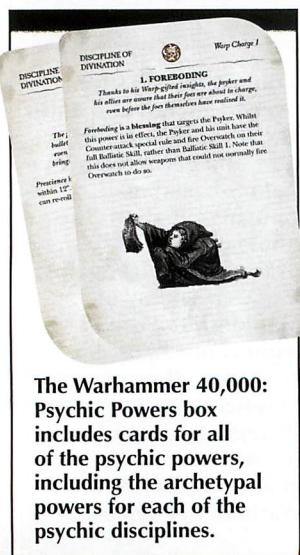


Containing rules for over 40 aircraft and anti-aircraft vehicles, this new book also features a story-based map campaign that pits the noble defenders of the Imperium against the Arch-Enemy of Mankind, the dread legions of Chaos. Six scenarios allow players to refight the desperate struggle to control the world of Kerrack in exciting games of Warhammer 40,000.

HOUR OF THE WITCH



The Warhammer 40,000 rulebook includes five new psychic disciplines, each containing a potent array of powers to be turned upon your foe. In this article, Mat Ward explains how you can get the best out of the power of the Warp.



The Warhammer 40,000: Psychic Powers box includes cards for all of the psychic powers, including the archetypal powers for each of the psychic disciplines.

As every loyal citizen of the Imperium knows, psykers are dangerous and unpredictable. And, it's fair to say, they've just become even more so. It's probably time to dig out your psychic hoods, gloom prisms and condemnor-pattern boltguns, for the Hour of the Witch is upon us...


The new edition of Warhammer 40,000 contains some pretty big changes that are sure to bring you all kinds of new tactical challenges (Flyers, Allies and Fortifications are the first to spring to mind).

However, hidden away in the appendices are no less than five new psychic disciplines. These might have escaped your notice so far, because, unlike the other additions, they don't slot naturally into your Codex. As new Codexes come around, we'll be harnessing these new core psychic disciplines more and more.

But it really does seem a shame to leave them unused and unloved in the meantime. Accordingly, players should feel free to use the guidance in this article to grant their psykers access to the new powers.

You can mix and match disciplines across your army. For example, if a Space Marines army had two Librarians, one could use the powers from Codex: Space Marines, and the other could generate them from the Warhammer 40,000 rulebook, using the rules given here.

Only the armies (and units within those armies) specifically mentioned here can access the new psychic powers. Some armies (namely the Dark Eldar, Necrons and Tau) don't have psykers at all, whilst other races harness the Warp in such an unusual way (Orks and Chaos Daemons in particular) that they always use their own unique rules.



Codex: Blood Angels

A Blood Angels Librarian (including Mephiston) may use the psychic disciplines found in the Warhammer 40,000 rulebook, instead of those in Codex: Blood Angels. If he does so, generate two new powers from the Biomancy, Divination, Telepathy or Telekinesis disciplines (in any combination) before armies are deployed.

Mat says: Blood Angels benefit greatly from access to Biomancy – it has a couple of close combat blessings (Iron Arm and Warp Speed) as well as some nasty close range witchfires (Haemorrhage and Life Leech). Just the thing for a Librarian who'll spend the battle in the thick of the foe!

Codex: Chaos Space Marines

Any model with psychic powers may use the psychic disciplines found in the Warhammer 40,000 rulebook, instead of those in Codex: Chaos Space Marines. If he does so, for each psychic power he has purchased from Codex: Chaos Space Marines, generate a new power from the Pyromancy, Telekinesis or Telepathy discipline before armies are deployed. A model can generate powers from different disciplines if you wish. Typhus generates two new powers. Ahriman generates three new powers.

Mat says: Chaos Space Marine psykers are normally best focusing on psychic firepower (Pyromancy and Telekinesis) or psychological warfare (Telekinesis and

Army	Biomancy	Divination	Pyromancy	Telekinesis	Telepathy
Space Marines	✓	✗	✓	✓	✓
Space Wolves	✓	✓	✗	✓	✗
Dark Angels	✗	✓	✓	✓	✓
Blood Angels	✓	✓	✗	✓	✓
Grey Knights	✗	✓	✓	✓	✗
Black Templars	✗	✗	✗	✗	✗
Chaos Space Marines	✗	✗	✓	✓	✓
Chaos Daemons	✗	✗	✗	✗	✗
Tau Empire	✗	✗	✗	✗	✗
Eldar	✗	✓	✗	✗	✓
Dark Eldar	✗	✗	✗	✗	✗
Sisters of Battle	✗	✗	✗	✗	✗
Necrons	✗	✗	✗	✗	✗
Orks	✗	✗	✗	✗	✗
Imperial Guard	✓	✗	✓	✓	✓
Tyrannids	✓	✗	✗	✓	✓



The Aspiring Sorcerer of the Thousand Sons can devastate the foe with Pyromancy powers.



An unprotected soul can no more cross the storms of the Warp than a heretic can bear the gaze of an Inquisitor.



A Farseer uses his Divination powers to bolster the actions of the Eldar around him.

Telepathy). Of course, there's nothing to stop you mixing and matching along other lines, but as Telepathy has relatively few witchfire powers, its easy to optimise your selections (most psykers can't use more than one witchfire each turn).

Codex: Dark Angels

A Dark Angels Librarian (including Ezekiel) may use the psychic disciplines found in the Warhammer 40,000 rulebook, instead of those in Codex: Dark Angels. If he does so, generate two new powers from the Divination, Pyromancy, Telepathy or Telekinesis disciplines (in any combination) before armies are deployed.

Mat says: For the brooding Dark Angels, I'd always take most (or all) of my powers from the Telepathy discipline. The sheer weight of 'denial' powers is a big help for the (usually) outnumbered Ravenwing and Deathwing forces. If, however, I know I'm going up against another elite army (Eldar, for example) I'd take at least a little Divination – re-rolls are great for making sure your shots really count.

Codex: Eldar

A Farseer (including Eldrad Ulthran) may use the psychic disciplines found in the Warhammer 40,000 rulebook, instead of those in Codex: Eldar. If he does so, for each psychic power he has purchased from Codex: Eldar, generate a new power from either the Divination or Telepathy discipline (in any combination) before armies are deployed. Eldrad Ulthran generates four new powers.

Mat says: Whilst Divination can yield effective bonuses to an Eldar army (as

with Dark Angels, a careful Divination casting or two can save a friendly unit from obliteration, or doom an enemy to destruction) I'll always favour Telepathy. Why? Well, leaving aside the sheer amusement value of what it can force your enemies to do (Hallucination is the best for this) its mix of blessings and maledictions are great for helping out a specialist unit that's ended up in the wrong kind of fight, which is always a danger for Eldar.

Codex: Grey Knights

A Grey Knights Librarian may use the psychic disciplines found in the Warhammer 40,000 rulebook, instead of those in Codex: Grey Knights. If he does so, generate a number of psychic powers equal to his Mastery Level from the Divination, Pyromancy or Telekinesis disciplines (in any combination) before armies are deployed. If he does so he may not purchase additional powers. Hammerhand cannot be exchanged in this manner.

An Inquisitor with Mastery Level 1 can exchange his psychic power for a single roll on either the Divination, Pyromancy or Telekinesis disciplines. Coteaz can generate two powers from either Divination, Pyromancy or Telekinesis disciplines (in any combination) in place of those listed on his profile.

Mat says: Grey Knights can always use a little extra firepower, and Pyromancy packs a real wallop – especially at close range! With access to Mastery Level 3 psykers, you can all but guarantee generating either Sunburst or Molten Beam, both of which are ridiculously effective if you can time their use properly.



Mephiston, Chief Librarian of the Blood Angels



Codex: Imperial Guard

A Primaris Psyker may use the psychic disciplines found in the Warhammer 40,000 rulebook, instead of those in Codex: Imperial Guard. If he does so, generate two new powers from the Biomancy, Pyromancy, Telepathy and Telekinesis disciplines (in any combination) before armies are deployed.

Mat says: Whilst you might be tempted to go for Pyromancy, and all its ranged goodness, take a moment and consider using Telepathy or Biomancy instead. Both of these can be used spring unpleasant surprises – even a Primaris Psyker can be a formidable foe with a timely casting of Warp Speed.

Codex: Space Marines

A Space Marine Librarian (including Tigurius) may use the psychic disciplines found in the Warhammer 40,000 rulebook, instead of those in Codex: Space Marines. If he does so, generate two new powers from the Biomancy, Pyromancy, Telepathy or Telekinesis disciplines (in any combination) before armies are deployed. Tigurius instead generates three new powers.

Mat says: As befits an all-rounder army, Space Marines work incredibly well with Telekinesis – it has a good mix of powers that are effective against pretty much any army (just remember to swap Objuration Mechanicum for the Primaris Power if you're up against Tyranids). If you're planning an assault-based army, generate one power from Biomancy instead. If a ranged battle is more your thing, generate one power from Pyromancy.

Codex: Space Wolves

A Space Wolves Rune Priest (including Njal Stormcaller) may use the psychic disciplines found in the Warhammer 40,000 rulebook, instead of those in Codex: Space Wolves. If he does so, generate two new powers from the Biomancy, Divination or Telekinesis disciplines (in any combination) before armies are deployed.

Mat says: As with all relatively small armies, Space Wolves do well to buttress their numbers with Divination re-rolls. That said, most Space Wolves heroes do want to get stuck into the thick of things, so generating one (or both) powers from Biomancy might be wise if your Rune Priest is determined to earn a saga of his own!

Codex: Tyranids

Any model with psychic powers may use the psychic disciplines found in the Warhammer 40,000 rulebook, instead of those in Codex: Tyranids. If it does so, for each psychic power it has from Codex: Tyranids (including those it has purchased), generate a new power from either the Biomancy, Telekinesis or Telepathy disciplines (in any combination) before armies are deployed.

Mat says: A Tyranid army normally has a load of psykers on hand, so the best advice I can give is that you should take as much variety in your psychic powers as you can. Even a Termagant swarm becomes a formidable foe with a casting of Endurance or Invisibility, and the damage a Warp Speed-infused Hive Tyrant can wreak has to be seen to be believed.



Njal Stormcaller

A Primaris Psyker uses the Telekinesis discipline to protect the Command Squad.



STANDARD BEARER



Last seen being dragged into the hold of a Black Ship, Jervis Johnson has gone missing. But fear not, as excitable American Jeremy Vetock has something to say.

I recently had the great pleasure of showing some of my friends and long-time opponents the joys of the new Warhammer 40,000 rules. In the beginning of our quick game my intentions were simply to let the guys try out a few of the new rules – Snap Shots, Allocating Wounds, Flyers, Hull Points and so on to get a feel for them. However, as often happens, especially in games between old friends, we were soon consumed by competition. And by competition I mean all of us were attempting to wipe the tabletop clear of each others' models through tactics and a superlative application of genius.

Here are a few of my observations – some may help you as you try the new Warhammer 40,000 rules yourself or attempt to show friends how to play. Other bits of my advice might fall into the category of either universal gaming truths, humorous anecdotes or deranged blitherings depending on how often it happens to you.

Two versus Two is my Favourite Way to Play

There is something great about having a partner in a 40K game. There are many ways to slice multi-player battles, but my favourite is a sizable game with each side having two players each. It's amazing how long I've been playing tabletop wargames, but I always find ways not to play in this manner. I'm more likely to match up in a one-versus-one style game or a larger (and wilder) multi-player battle with loads of players on each side.

To this end I am intrigued to see how the new Allied Detachments rules will work. While many will look at these rules as a means to add some units to their army or an excuse to start a second force, I find it a perfect way to team up and play a two-versus-two battle. There are a great many stories in Warhammer 40,000 of hasty alliances between unlikely armies and there are many exciting combinations from both a gameplay and background point of view. This is also an excuse for me to finish off all those Blood Axe units (the Ork clan who'll ally with anybody) and conversions that I've been thinking about, because, let's face it – those gits will ally with anyone!

So why do I like two-on-two battles? While you cannot discount the importance of having someone sympathetic to your complaints over bad dice rolling, more importantly, it is fantastic to have a co-general to talk strategy, make plans and generally kibitz with. You can play larger battles in a shorter amount of time and it can especially come in handy with the next great truth...

I Wish I hadn't Forgotten That


There are some details I'm apt to forget in the heat of battle and a partner can really help remind you about that bit of wargear with the invulnerable save that your character is equipped with or point out before it's too late that the scenario you're playing is based on objectives, not destroying your opponent's army.

In the case of the new rules, I really like that wounds from shooting are allocated to the nearest model. As a gaming rule it feels intuitive and it adds a new level of tactics, making how I set up units and how I choose the order of shooting quite strategic. That doesn't mean that I get it right. In fact I seem to pretty regularly leave an Ork Nob with a power claw as first in line to be mowed down by bolter fire.

For our first few games, competitive as we are, we adopted a 'are you sure you want your squad arranged like that' attitude that often resulted in a few hasty re-arrangements or, at the least, answers of brave defiance. It helps to have these friendly reminders now and again (and it's far less insulting when it comes from your own side and not your opponents!), but once you've lost a few much-counted on characters, you'll start remembering. On the other hand, I don't know how many times I've simply forgotten my reserves or outflanking units, but that's sheer forgetfulness and not learning to make best use of new rule.

I Shall Taunt You a Second Time

Many times Jervis has espoused in Standard Bearer on the camaraderie of wargamers



Playing games with a partner gives you someone to share your victories – and defeats.

and I can't agree enough. However, although I agree with Jervis' talk on the 'social aspects' of the hobby, my gaming group has not always been so mature that I would use the phrase 'social aspects'. In some battles I'm pretty sure we've added an official 'Taunting phase' into the normal sequence of moves.

In my most memorable battles a certain amount of banter goes back and forth during the game. I've found the more tense and pivotal the moment, the better it is for a bit of levity. There are some within my circle that can allow competition to get the better of them, and few can say that in the utter despair of missing (again) with that twin-linked lascannon, that they themselves have not been guilty of uttering something that could melt ceramite armour.

It is at these times that a little teasing, grumbling or self-deprecation goes a long way. My favourite opponents take the battle and tactics as seriously as do I, but likewise, they laugh over the course of a game as much as I do. Sportsmanship should always rule the day, and I take as much pride in my good-natured losses as I do my triumphs. You have to be able to laugh about your tooled-up character, newly painted unit, fail safe plan or other unsinkable Titanic idea going disastrously wrong. Because of course, sometimes it will. My attitude is that I might lose the game, but I'll at least have revenge on the Devastator Marine who took out my new shiny Battlewagon.

Perhaps my favourite anecdote along these lines goes like this: I once lost in the last round of a (long-ago) staff 40K Design Studio Championship to someone (it would be childish to name names, but of course it was Phil Kelly and his sissy Eldar!) because they hid their unit, minus the grav-platform gun, behind a hill to avoid being shot. While I lost the game, I've had more fun teasing him about his questionable tactics nearly a decade ago than I ever would have done if I had actually won the game. And really, for the record, he beat me quite honourably in the end.

Strike While the Iron is Hot (To Waaagh! or Not to Waaagh!)

Like most other hobbyists I know, I have a few too many projects on the go at all times. Army building, painting, campaign ambitions, scenarios I'd like to finish and play, terrain to assemble. In my growing age (if not wisdom) I have come to appreciate the sprawl I sometimes leave behind me, rather than worry about when exactly I'll finish it all. However, I have also learned to recognise the power of rising momentum. A good hobby Waaagh! can propel any number of projects forward at an unmatched pace.



Jeremy's Ork Nob has learnt that casualties are removed from the front of the unit, so stays at the back of his mob.

For me, there is no better time than now. The launch of Warhammer 40,000 means a slew of exciting new models are out, with more on the way. There are new rules and new scenarios to challenge me, plenty of new terrain options I'd like to try out and a few battlefields that I've always wanted to build and play on. Just flipping through the massive new Warhammer 40,000 tome is inspiration enough to get underway with any number of commitments. All great motivation for sure, but the fact that encourages me most of all is that all my different gaming circles will be likewise engaged. The Waaagh! is as close as your local Hobby Centre, gaming group or like-minded gamer.

A Good Loss is Hard to Beat

So how did my 'friendly' show off the new rules battle go? Well, it proved a point to me that I already knew to be true. My learning is that a close loss makes me want to play again more than anything else. After all, with a triumph I am moderately motivated to change my troops, paint new models or alter my (clearly) superior tactics. But a loss where a single poor move or dice roll does me in, or where I can clearly see a new unit that would have countered my foe's diabolical army selection or tactical tendencies – those are the ones that drive me to my paint station or have me waiting for a rematch with a vengeance! I'll be back, I think, and I'm gonna stomp you this time...

Write to Jeremy at:

**Jeremy Vetock
c/o White Dwarf
Design Studio
Games Workshop
Willow Road
Nottingham
NG7 2WS
United Kingdom**

ARMIES ON PARADE™

DAVE TAYLOR'S EMPIRE ARMY

Last year, Dave Taylor won the Avenue at White Marsh's Parade Day and qualified for the final at Games Day Chicago with this hugely impressive Empire army of Nuln.

Dave: This army first started out as a unit representing my favourite image from the *Uniforms & Heraldry of the Empire* book – a regiment of renown called Gründel's Defenders. I entered them into the Diorama category at Golden Demon and won a Silver award. There was no way I could leave it at that, so I decided to expand them into a larger unit, but the idea later developed into a full-blown Armies on Parade entry. Gründel's Defenders hail from the city-state of Nuln, so I maintained that theme as the army gradually expanded.

Armies on Parade is a chance for hobbyists to paint an army, display it on a 2' x 2' board and proudly show it off at their local Hobby Centre's Parade Day. Everyone in the store votes for their favourite entrant, and the winner will go on to represent their Hobby Centre at Games Day where the ultimate champion is crowned.

Games Day 2012 • July 28th • Chicago, IL
Tickets available at the door.






Dave's Spearmen unit, Gründel's Defenders, was inspired by the famous regiment in the *Uniforms & Heraldry of the Empire* book.



Great Cannon on scenic base



Dave uses the Marius Leitdorf miniature as his General.



Converted Master Engineer

BIRTHDAY CELEBRATIONS

AT GAMES WORKSHOP HOBBY CENTERS

July 2012

THE AVE AT WHITE MARSH

July 14th
White Marsh, MD
(410) 933-2008

WEST EDMONTON

July 14th
Edmonton, AB • (780) 486-3332

RENAISSANCE CENTER

July 14th
Altamonte Springs, FL
(407) 830-0101

VILLAGE CROSSING

July 21st
Niles, IL • (847) 983-9961

PORTOLA PLAZA

July 21st
Mission Viejo, CA
(949) 457-1664

HILL COUNTRY PLAZA

July 21st
San Antonio, TX • (210) 764-2200

August 2012

KINGSWAY GARDEN MALL

August 4th
Edmonton, AB • (780) 474-7166

CHICAGO BUNKER

August 4th
Downers Grove, IL
(630) 426-0120

COLUMBIA PALACE

August 4th
Columbia, MD • (410) 772-3988

MARYSVILLE

August 4th
Marysville, WA • (360) 658-7300

WINNIPEG

August 11th
Winnipeg, MB • (204) 254-4864

SQUARE ONE DENVER

August 18th
Glendale, CO • 303-759-5400

GOVERNOR'S SQUARE

August 18th
Bear, DE • (302) 832-1229

STONERIDGE MALL


August 25th
Pleasanton, CA • (925) 463-1481

SCARBOROUGH TOWN CENTRE

August 25th
Scarborough, ON
(416) 290-0041

PRAIRIE RIDGE

August 25th
Pleasant Prairie, WI
(262) 697-0471



LIMITED EDITION MERCHANDISE

* Actual items may differ from those pictured.

GAMES WORKSHOP

THE AUGURY

A Directory of everything you need to get involved in the Games Workshop hobby community! A Directory of everything you need to get involved in the Games Workshop hobby

The Events Diary 108-117

- **Events Calendar**

Find out what's happening when and where in the Games Workshop hobby community with this list of unmissable dates of tournaments, campaigns and more.

Store Information 118-119

- **Games Workshop Hobby Centres**

Get everything you need to build your forces, and then take them into battle! GW Hobby Centres are the place to learn and practice the intricacies of the hobby.

- **Store Finder**

Find the newest of the Independent Retailers listed here. All the Games Workshop stockists are listed online, so wherever you are, you can always search for a Games Workshop and Citadel Miniatures retailer.



First to the Fight



New stores are opening all across North America! Be the First to the Fight - check the website and Facebook for locations and dates. These "First to the Fight" special events will take place during the opening Saturday starting at noon along with exclusive patches and buttons for the first few people through the door! Event details are online.

- Space Marine Painting Competition
- Conversion Contest
- Scenario Challenge



www.games-workshop.com
www.facebook.com/GamesWorkshopNorthAmerica

GAMES DAY & GOLDEN DEMON 2012



Saturday July 28th 2012
CHICAGO, IL

Tickets cost \$25 and are available online until July 13th and at the door the day of Games Day.

Follow the event on Facebook and Twitter!

www.facebook.com/GamesDayNAmerica

www.twitter.com/GamesWorkshopAm (#GDNA12)

THE AUGURY

GAMES WORKSHOP

INDEPENDENT STOCKISTS

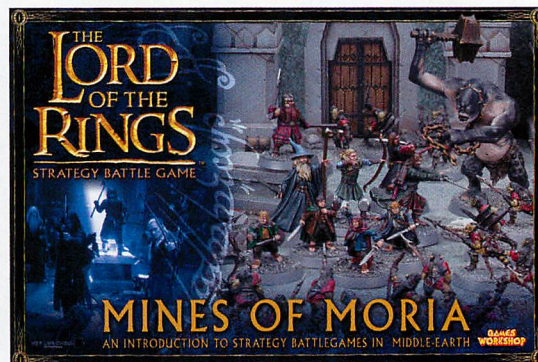


THE MOST CONVENIENT PLACE TO SHOP!

- In Your Local Area
- Most Popular Boxes and Hobby Supplies
- Official Sellers

With over 1200 locations in North America there is never a local stockist far away, making them perfect for that quick resupply or hobby need.

They concentrate on stocking our most popular products, meaning you're more likely to find exactly what you're looking for!

All our stockists are official sellers of Games Workshop games and hobby products.



Do you want to carry our product in your store?

Build your business and increase your bottom line with our core inventory of plastic kits, hobby tools, and paints.

Contact a Trade Account Manager today at 1-800-394-4263 (select option 2) or CarryGWProduct@games-workshop.com

Find your local stockist using our handy map-based store finder:
<http://www.games-workshop.com/gws/storelocator/search.jsp>

EVENTS DIARY

Conquer the world at tournaments and learn new skills at hobby days! Events are your opportunity to immerse yourself fully in the hobby with, potentially, people from all over the world. Events are the places to spend your weekends.



Upcoming Events

Please note all dates and details are correct at the time of going to print but are subject to change. Games Workshop is not responsible for the content, timing, or price of events not organized by Games Workshop.

Events diary abbreviation guide

WH	Warhammer
40K	Warhammer 40,000
WOTR	War of The Ring
LOTR	The Lord of The Rings
BB	Blood Bowl
WM	Warmaster
MORD	Mordheim
NEC	Necromunda
Epic	Epic Armageddon
GW	Games Workshop
GT	Grand Tournament



July 2012

Friday Nights - CA

YOUNG GENERAL

Date: Friday Nights
Venue: End Game, 921 Washington St, Oakland, CA, 94607
Details: Friday nights aren't just a good time for grownups to unwind - they're a great time for kids too! A full-time EndGame staff member is on hand to teach the game, run some fun team games, and help kids learn the principles of good sportsmanship.

The cost for this event is \$5.00, which comes back to every participant in store credit. Credit is carried over from week to week so kids can save up for the models they want. Parents should drop their kids off at 6:00 and pick them up no later than 8:45.
Contact: Anthony, (510) 465-3637, anthony@endgameoakland.com, www.endgameoakland.com

Every Saturday - WV

WARHAMMER 40K BATTLE DAY

Date: Every Saturday, Starting at 12:00pm
Venue: Lost Legion Games and Comics: The Rifleman, 600 D Street, South Charleston, WV
Details: Lost Legion: the Rifleman is proud to host Warhammer 40K

Battle Day every Saturday starting at noon. Come by and hone your skills against our best. Any army, any size, bring it by and play all day!
Contact: Lost Legion Games and Comics: The Rifleman, (304) 205-7919 <http://www.lostlegiongamesandcomics.com>

Every Saturday - WV

40K SATURDAYS

Date: Every Saturday
Venue: Champion Cards & Games; 614 Virginia St E.; Charleston, WV 25301
Details: 40K Open Gaming every Saturday, with Tournaments every other Saturday. Tournaments

range from 1500 points to 2500 points. On Open Gaming Saturdays points range from 200 point Kill Teams to 2500 point games.
Contact: Ric Pittman, ricpittman@championcardsandgames.com, www.championcardsandgames.com

Every Sunday - WV

WARHAMMER FANTASY BATTLE DAY

Date: Every Sunday, Starting at 12:00pm
Venue: Lost Legion Games and Comics: The Rifleman, 600 D Street, South Charleston, WV 25303
Details: Lost Legion: the Rifleman

is proud to host Warhammer Fantasy Battle Day every Sunday starting at noon. Come by and hone your skills against our best. Any army, any size, bring it by and play all day!
Contact: Lost Legion Games and Comics: The Rifleman, (304) 205-7919 <http://www.lostlegiongamesandcomics.com>

July 1st, 8th, 15th, 22nd & 29th - WV

WARHAMMER FANTASY BATTLE DAY

Date: Sunday July 1st, 8th, 15th, 22nd & 29th
Venue: Lost Legion Games and Comics: The Rifleman, 600 D Street, South Charleston, WV 25303
Details: Lost Legion: the Rifleman is proud to host Warhammer

Fantasy Campaign Day. Come join in our weekly ongoing campaign series which starts at noon on Sunday. Call the store for the current point level and join in!
Contact: Lost Legion Games and Comics: The Rifleman, (304) 205-7919 <http://www.lostlegiongamesandcomics.com>

Tuesdays - WV

PAINTING AND MODELING CLINICS

Date: July Every Tuesday from 3-6pm
Venue: Lost Legion Games and Comics: The Keep, 706 Thorn Street Princeton, WV
Details: Weekly clinic to help teach painting and modeling techniques.
Contact: Lost Legion Games and Comics: The Keep, (304) 431-0021 <http://www.lostlegiongamesandcomics.com>

Mondays - WV

40K LEAGUE

Date: Mondays at 6pm
Venue: Lost Legion Games and Comics: The Castle, 406 2nd St, Beckley, WV 25801
Details: The rules for each league event is announced the week prior, check out our website or facebook for details.
Contact: Lost Legion Games and Comics: The Castle, (304) 253-1974 <http://www.lostlegiongamesandcomics.com>

July 7th - CA

WH FANTASY TOURNAMENT

Date: July 7th
Venue: Game Empire, 7051 Clairemont Mesa Blvd, Suite 306, San Diego, CA 92111
Details: Warhammer Fantasy, 2000 points, 3 rounds, sign-ups begin at 10am, games begin at 11am. Players will be scored on composition, sportsmanship, and painting as well as battlescores.
Contact: 858-576-1525, sangerkhan@juno.com, www.gameempire.com/forum/

July 7th - CA

40K MONTHLY MEGA BATTLE

Date: July 7th
Venue: Gameology, 9742 Central Ave, Montclair, CA
Details: Please join us for our Monthly 40k Mega Battle. All are welcome no matter how big your collection is! We will be using the Apocalypse rules and will be playing special mega battle scenarios. Please stop by the store to sign up today.
Contact: 909-626-6926

July 7th - VA

WARHAMMER FANTASY ROGUE TRADER TOURNAMENT

Date: July 7th
Venue: Tower of Games, 1400 Kempsville Rd. Ste 133, Chesapeake, VA 23320

Details: We will be doing 2500 points. No Special Characters. Changes: Folding Fortress - May only be 3 stories at most. Registration starts at noon, tournament starts at 1pm.
Contact: Nathan Frantz, 757-819-7913, www.towerofgames.com

July 12th - WV

40K 2 PLAYER ALLIES TOURNAMENT

Date: July 12th
Venue: Lost Legion Games and Comics: The Castle, 406 2nd St, Beckley, WV 25801

Details: Warhammer 40k, 2000 Points, Doubles, Starts at Noon
Contact: Lost Legion Games and Comics: The Castle, (304) 253-1974 <http://www.lostlegiongamesandcomics.com>

July 14th - MN

THE DOOM OF MYMEARA

Date: July 14th
Venue: Source Comics & Games 2057 Snelling Avenue, Roseville, MN 55113
Details: 40K Apocalypse campaign using Imperial Armour book #11, The Doom of Mymeara. Everyone welcome;

any army size from 500 points up. All skill levels welcome and any size army (500 - 5000) allowed. Get great hobby and painting tips too. 12 Noon Start.
Contact: Travis Winter; raistlyn_merkur@hotmail.com (must put Games Workshop in subject line) or text (763) 489-8033 or Store at 651.645.0386

July 14th - CA

40K SHOWDOWN TOURNAMENT

Date: July 14th

Venue: Game Empire, 1795 East Colorado Blvd, Pasadena, CA, 91107

Details: 9:30am, \$10 entry, 3 Rounds, Points Vary, Prizes for Best Overall, Best Sportsman, and Best Army. Contact the store for more details!

Contact: Travis, 626 304 9333, www.gameempirepasadena.com, travis@gameempirepasadena.com

July 14th - WV

40K 2000 POINTS

Date: July 14th at 1:30pm

Venue: Champion Cards & Games, 614 Virginia St E., Charleston, WV 25301

Details: Bring a 2000 point army and join us in a 3-round Feast

of Blades style tournament. \$10 entry fee. Prizes awarded to top 2 players equal to entry fee collected plus \$10.

Contact: ricpittman@championcardsandgames.com, www.championcardsandgames.com

July 14th - CA

MONTHLY WH FANTASY MEGA BATTLE

Date: July 14th

Venue: Gameology, 9742 Central Ave, Montclair, CA 91763

Details: Please join us for our Monthly Warhammer Fantasy

Mega Battle. All are welcome no matter how big your collection is! Will you stem the tide of the Chaos Horde invading the Old World or will you side with Destruction? Please stop by the store to sign up today.

Contact: Kevin, 909-626-6926

July 14th - NJ

1750 PT. WARHAMMER 40K TOURNAMENT

Date: July 14th

Venue: Mighty Titans Hobbies and Games, 125 Landing Road, Landing, NJ 07850

Details: Start time is 10am. 3 rounds of 40K action. \$20 entry, receive a \$10 store gift certificate at entry. Prizes for 1st, 2nd and best painted.

Contact: 973-398-9600 www.mightytitanshobbiesandgames.com

July 21st - CA

WH SHOWDOWN TOURNAMENT

Date: July 21st

Venue: Game Empire, 1795 East Colorado Blvd, Pasadena, CA, 91107

Details: 9:30am, \$10 entry, 3 Rounds, Points Vary, Prizes for Best Overall, Best Sportsman, and Best Army. Contact the store for more details!

Contact: Travis, 626 304 9333, www.gameempirepasadena.com, travis@gameempirepasadena.com

July 21st - MT

40K ROGUE TRADE TOURNAMENT

Date: July 21st

Venue: Heroic Realms Hobbies and Games, 2181 Highway 2, East Kalispell, MT 59901

Details: Warhammer 40K 2000 points, 3 games. standard force org. \$10 entry fee includes

lunch! Starts promptly at 1pm, army lists due at noon. Bring three copies of your army list.

Contact: Chrsi Beadles 406-755-4376, info@heroicrealms.com, www.heroicrealms.com

July 14th-15th - TN

ATC - AMERICAN TEAM CHAMPIONSHIP 2012

Date: July 14th-15th

Venue: Bradley Square Mall, 200 Paul Huff Pkwy, Cleveland TN 37312

Host: Dicehead Games and Comics and Grand Adventures Games and Comics

Details: The ATC (American Team Championship) is THE tournament to decide who is the Best of the Best! Five-Man Teams compete against each other in 6 Rounds of firece gaming to be crowned THE Team Champions!

Contact: All information is available at <https://www.facebook.com/ATC40k>

July 17th - TX

BATTLE FOR THE ASYLUM VII

Date: July 17th

Venue: The Comic Asylum 905 N. Jupiter Rd. #170 Richardson, TX 75081

Details: Warhammer Fantasy 2,000 points Tournament

Contact: www.comicasylum.com or find us on Facebook

July 21st - CA

40K TOURNAMENT

Date: July 21st

Venue: Gameology, 9742 Central Ave, Montclair, CA

Details: Please join us for a 2,000 Point Warhammer 40,000 Tournament! We will be using Swiss Pairing at a 3 rounds minimum. Starts at noon. Space is limited please contact us today!

Contact: 909-626-6926

July 21st - CA

WARHAMMER 40K

Date: July 21st

Venue: At Ease Games, 12373 Poway Road, Poway, CA 92064

Details: Bring a 2,000 point Warhammer 40K army. \$10 entry fee. Prizes for Best General, Best Sportsman, Best Painted, Best Overall. Space is limited - reserve your spot now.

Contact: 858-679-3273, ateasegames@att.net, www.ateasegames.com

July 21st - UT

WARHAMMER FANTASY TOURNAMENT

Date: July 21st

Venue: Gajo Games, 9341 S 1300 East Sandy UT 84094

Details: 2,000 points; contact Aaron for details

Contact: AARON TYRRELL 801-563-5956 gajominis@aol.com www.gajominis.com

July 22nd - NM

BATTLE FOR THE RIO GRAND VALLEY PART 6: APOCALYPSE

Date: July 22nd

Venue: Active Imagination Family 11200 Montgomery NE # 7 Albuquerque NM 87111

Details: Please join us for the

final part of our 40K event! Open to all comers (even if you miss any of the previous parts). The enemy is gathering all of their forces in an all or nothing final pitched battle. Gather all of your forces as nothing less will result in victory for your forces!

Contact: 505-299-2019

July 28th - NJ

3000 PT. WARHAMMER TOURNAMENT

Date: July 28th

Venue: Mighty Titans Hobbies and Games, 125 Landing Road, Landing, NJ 07850

Details: Starts at 10am. 3 rounds, \$20 entry, receive a \$10 store gift certificate at entry. Prizes for 1st, 2nd and best painted.

Contact: 973-398-9600 www.mightytitanshobbiesandgames.com

July 21st - LA

WARHAMMER 40K: KILL TEAMS

Date: Saturday, July 21st

Venue: +1 Gaming, 4201 Veterans Blvd., Suite A3, Metairie, LA 70006

Details: Field a 300-point strike force using limited FOC with specialized hero units. Play as many games as you can to earn achievements! See plus1gaming.com for details.

Contact: 504-322-3411, jeremy@plus1gaming.com

July 28th - WV

40K 1750 POINTS

Date: July 28th at 1:30pm

Venue: Champion Cards & Games; 614 Virginia St E.; Charleston, WV 25301

Details: Bring a 1750 pt army and join us in a 3-round Feast of Blades style tournament. \$10 entry fee. Prizes awarded to top 2 players equal to entry fee collected plus \$10.

Contact: ricpittman@championcardsandgames.com, www.championcardsandgames.com

July 28th - CA

WARHAMMER FANTASY TOURNAMENT

Date: July 28th

Venue: Gameology, 9742 Central Ave, Montclair, CA 91763

Details: Please join us for a 2,000 pt WH Tournament! We will be using Swiss Pairing at a 3 rounds minimum. Starts at noon. Space is limited!

Contact: Kevin, 909-626-6926

July 28th and 29th - CA

NORCON 2012

Date: July 28th and 29th

Venue: Caldwell Park Recreation Center 56 Quarts Hill Rd Redding, CA 96003

Host: The Armory Games & Hobbies, Redding, CA

Details: There will be a 1750pts

40k Tournament, 2500pts Warhammer Tournament, & a 100,000pt Apocalypse game during this weekend. Open 10am to 10pm.

Contact: Joel Moore, mr.joel.moore@gmail.com or Chris Greenwood 530-245-0487 www.norcononline.com






I WANT A STORE

Earn yourself a Battalion or Battle Force

If you know of a store in your local area that you would like to carry our products, why don't you let us know about it?

Send us an e-mail or write to the address below with up to five suggested stores. If one of your suggested stores starts carrying our products, and you're the first person to suggest that store, we will reward you with a free Battalion or Battleforce of your choice.



E-mail us at:
 IWantAStoreUS@
 Games-Workshop.com

Or write to us at:
 I Want A Store!
 Games Workshop
 6211 East Holmes Road,
 Memphis, TN 38141

For more information visit Community Section - Where To Shop
www.games-workshop.com

Terms and Conditions

1. The 'I want a Store' promotion is a limited offer provided by Games Workshop Limited gratuitously and on such terms as it deems appropriate. Games Workshop Limited reserves the right to amend the terms of this promotion at any time and in its absolute discretion, and no part of this promotion by itself shall form any binding contract or relationship between Games Workshop Limited and any third party.
 2. Only persons aged 14 years or over are eligible and you must be a resident of the United States.

3. Games Workshop staff may give away products to persons it deems to have appropriately satisfied the requirements of this promotion in its absolute discretion.
 4. An individual may only take advantage of this promotion once. Therefore, any individual may only receive one product in connection with this promotion.
 5. No employees of the Games Workshop group of companies or members of their family may take advantage of this promotion.

August 2012

Friday Nights - CA

YOUNG GENERAL

Date: Friday Nights

Venue: End Game, 921 Washington St, Oakland, CA, 94607

Details: Friday nights aren't just a good time for grownups to unwind - they're a great time for kids too! A full-time EndGame staff member is on hand to teach the game, run some fun team games, and help kids learn the principles of good sportsmanship.

The cost for this event is \$5.00, which comes back to every participant in store credit. Credit is carried over from week to week so kids can save up for the models they want. Parents should drop their kids off at 6:00 and pick them up no later than 8:45.

Contact: Anthony, (510) 465-3637, anthony@endgameoakland.com, www.endgameoakland.com

August 4th

GAME EMPIRE 40K TOURNAMENT

Date: August 4th

Venue: 7051 Clairemont Mesa Blvd, Suite 306, San Diego, CA

Details: Warhammer 40K, 1500 points, 3 rounds, sign-ups

begin at 10am, games begin at 11am. Players will be scored on sportsmanship and painting as well as battlescores.

Contact: 858-576-1525, sangerkhan@juno.com, www.gameempire.com/forum/

August 4th

40K MONTHLY MEGA BATTLE

Date: August 4th

Venue: Gameology, 9742 Central Ave, Montclair, CA 91763

Details: Join us for our Monthly

40k Mega Battle. All are welcome no matter how big your collection is! We will be using the Apocalypse rules and will be playing special mega battle scenarios. Stop by to sign up!

Contact: Kevin, 909-626-6926

August 4th

WH ROGUE TRADER TOURNAMENT

Date: August 4th

Venue: Tower of Games, 1400 Kempsvile Rd. Ste 133, Chesapeake, VA 23320

Details: We will be doing 2500 points. No Special Characters.

Changes: Folding Fortress - May only be 3 stories at most. Registration starts at noon, tournament starts at 1pm.

Contact: Nathan Frantz, 757-819-7913, www.towerofgames.com

August 11th

GAME EMPIRE 40K SHOWDOWN TOURNAMENT

Date: August 11th

Venue: Game Empire, 1795 East Colorado Blvd, Pasadena, CA,

Details: 9:30am start, \$10 entry, 3 Rounds, Points Vary. There will be prizes for Best Overall, Best Sportsman, and Best Army. Contact the store for details!

Contact: 626 304 9333, www.gameempirepasadena.com, travis@gameempirepasadena.com

August 11th

MONTHLY WH FANTASY MEGA BATTLE

Date: August 11th

Venue: Gameology, 9742 Central Ave, Montclair, CA 91763

Details: Please join us for our Monthly Warhammer Fantasy Mega Battle. All are welcome no

matter how big your collection is! Will you stem the tide of the Chaos Horde invading the Old World or will you side with Destruction? Please stop by the store to sign up today!

Contact: Kevin, 909-626-6926



August 11th

THE DOOM OF MYMEARA

Date: August 11th

Venue: Source Comics & Games
2057 Snelling Avenue,
Roseville, MN 55113

Details: 40K Apocalypse campaign using Imperial Armour Book #11, The Doom of Mymeara. Everyone welcome;

any army size from 500 points up. All skill levels welcome and any size army (500 - 5000) allowed. Get great hobby and painting tips too. 12 Noon Start
Contact: Travis Winter; raistlyn_merkur@hotmail.com (must put Games Workshop in subject line) or text (763) 489-8033 or Store at 651.645.0386

August 18th

40K APOCALYPSE MEGA-BATTLE

Date: August 18th

Venue: Gajo Games, 9341 S 1300 East Sandy UT 84094

Details: 2000 points; contact Jeremy for details

Contact: Jeremy Tyrrell 801-563-5956 gajominis@aol.com www.gajominis.com

August 18th

BATTLE FOR THE ASYLUM VIII

Date: August 18th

Venue: The Comic Asylum
905 N. Jupiter Rd. #170
Richardson, TX 75081

Details: Warhammer 40k 750 points Tournament

Contact: www.comicasylum.com or find us on Facebook

August 18th

GAME EMPIRE WH FANTASY SHOWDOWN TOURNAMENT

Date: August 18th

Venue: Game Empire,
1795 East Colorado Blvd,
Pasadena, CA, 91107

Details: 9:30am, \$10 entry, 3 Rounds, Points Vary, Prizes for Best Overall, Best Sportsman, and Best Army.

Contact: 626 304 9333,
www.gameempirepasadena.com,
travis@gameempirepasadena.com

August 18th

WARHAMMER FANTASY

Date: August 18th

Venue: At Ease Games,
12373 Poway Road,
Poway, CA 92064

Details: Bring a 2,400 point Warhammer Fantasy army! \$10 entry fee Prizes for Best General, Best Sportsman, Best Painted, Best Overall. Space is limited - reserve your spot now.

Contact: Ron Kent, 858-679-3273, ateasegames@att.net, www.ateasegames.com

August 18th

WARHAMMER 40K TOURNAMENT

Date: August 18th

Venue: Gameology, 9742 Central Ave, Montclair, CA

Details: Please join us for a 2,000 Point Warhammer 40,000 Tournament! We will be using Swiss Pairing at a 3 rounds minimum. Starts at noon. Space is limited please contact us today!

Contact: 909-626-6926

August 25th


WARHAMMER FANTASY TOURNAMENT

Date: August 25th

Venue: Gameology, 9742 Central Ave, Montclair, CA

Details: Please join us for a 2,000 Point Warhammer Tournament! We will be using Swiss Pairing at a 3 rounds minimum. Starts at noon. Space is limited please contact us today!

Contact: 909-626-6926



STORE FINDER



GAMES WORKSHOP HOBBY CENTERS

Every day, at any Games Workshop Hobby Center, you have the opportunity to come in and get your Hobby on for FREE!

FREE Hobby Classes
FREE Modeling Lessons
FREE Beginner Games

FREE Paint Lessons and Miniature
FREE Introductory Gaming

FREE Daily Activities
FREE Gaming Events
FREE Tournaments

FREE Use of Hobby and Paint Bar
FREE Access to Gaming Tables

GAMES WORKSHOP INDEPENDENT RETAILERS

Games Workshop products are sold by a large number of shops across the country.

Independent Retailers are the stores that sell Games Workshop products across North America. Most Games Workshop stores are open seven days a week, with gaming into the evening on certain nights. Always check with your

local store for opening hours! You can find a full list of our U.S. retail stores on our website's store locator: www.games-workshop.com or call Games Workshop Customer Service at: 1-800.394.4263.

GAMES WORKSHOP FULL CITADEL RETAILERS LIST

Search through over 80 Games Workshop Hobby Centers and over 1300 Independent Retailers online!

Using the online Store Locator found on www.games-workshop.com, you can search near an address or search by state/province. You can then see the details of the store including contact information or use the map to the right to locate stores and find driving directions. Log on today!

www.games-workshop.com
Or call Customer Services at
1-800.394.4263

GAMES WORKSHOP HOBBY CENTER STORES

U.S. HOBBY CENTERS

ARIZONA
Scottsdale • GW - Scottsdale Towne Center
 15678 N Frank Lloyd Wright Blvd, Suite C-2 • 480.767.2078

CALIFORNIA
Alamo • GW - Alamo
 170-B Alamo Plaza • 925.314.0481
Antioch • GW - Empire Shopping Center
 5867-D Lone Tree Way • 925.706.7310
Duarte • GW - Buena Vista
 1187 Huntington Drive • 626.303.1199
Fullerton • GW - Morningside Plaza
 1018 East Bostanchury Road • 714.255.9801
Glendale • GW - Central Avenue
 919 S. Central Avenue, Unit A • 818.241.0068
Mission Viejo • GW - Portola Plaza
 27670 Santa Margarita Parkway • 949.457.1664
Pleasanton • GW - Stoneridge Mall
 1466 Stoneridge Mall Road • 925.463.1481
San Jose • GW - Oakridge Mall
 925 Blossom Hill Road, Space 1025 • 408.227.0025
San Pedro • GW - Park Plaza
 1385 West Park Western Drive • 310.547.3400
Thousand Oaks • GW - Oakbrook Plaza
 1724 E. Avenida de los Arboles, Unit D • 805.492.8800
Tustin • GW - Larwin Square
 650 East 1st Street • 714.731.3304
Union City • GW - Union Landing
 30977 Courthouse Drive • 510.429.1759
Ventura • GW - Ventura Village
 5723 Telegraph Road, Suite 14-B • 805.339.9580
Westminster • GW - LA Bunker
 6735 Westminster Blvd, Suite D • 714.892.2973

COLORADO
Glendale • GW - Square One Denver
 1112 South Colorado Blvd • 303.759.5400

DELAWARE
Bear • GW - Governor's Square
 901-A Governor Lea Rd • 302.832.1229

FLORIDA
Altamonte Springs • GW - Renaissance Center
 303 East Altamonte Springs Drive, #1060 • 407.830.0101
Sunrise • GW - The Gateway at Sawgrass
 117 NW 136th Ave. • 800.394.4263

GEORGIA
Sandy Springs • GW - City Walk
 227 Sandy Springs Place, Suite #108 • 404.256.6439

ILLINOIS
Algonquin • GW - River Pointe
 203 S Randall Road • 847.658.2943
Downers Grove • GW - Chicago Bunker
 1524-A Butterfield Road • 630.426.0120

GENEVA • GW - Geneva Commons
 1052 Commons Drive • 630.232.2929
Libertyville • GW - Red Top Plaza
 1314 S Milwaukee Ave • 847.573.1547
Naperville • GW - Naperville
 2863 W. 95th Street Suite 107 • 630.416.2131
Niles • GW - Village Crossing
 5687 W. Touhy Ave. • 847.981.9961
Oak Park • GW - Oak Park
 1000-E Lake Street • 708.660.0095
Orland Park • GW - Orland Square
 662 Orland Square Room F15B • 708.226.9563
Palatine • GW - Deer Grove
 605 East Dundee Road • 847.963.1434
Rockford • GW - Forest Plaza
 6219 E. State Street #B-08 • 815.397.0234
Schaumburg • GW - Woodfield Mall
 5 Woodfield Mall Space D323 • 847.330.1187

INDIANA
Indianapolis • GW - Willow Lake East
 2502 Lake Circle Dr • 317.228.9578

MARYLAND
Annapolis • GW - Jennifer Square
 167-D Jenner Road • 410.266.8923
Bowie • GW - Bowie Bunker
 6820 Race Track Rd • 301.464.4651
Columbia • GW - Columbia Palace
 8775 Centre Park Drive, Suite 9 • 410.772.3988
Olney • GW - Olney Village
 18157 Village Center Drive • 301.774.3361
Owings Mills • GW - St. Thomas
 9902 Reisterstown Road • 410.998.9223
Pasadena • GW - Lake Shore
 4155 Mountain Road • 410.255.0596
Westminster • GW - Town Mall of Westminster
 400 N Center Street, Space 191 • 410.857.9420
White Marsh • GW - The Ave at White Marsh
 8137-A2 Honeygo Blvd. • 410.933.2008

MICHIGAN
Rochester Hills • GW - Hampton Village
 2929 S Rochester Road, Suite 112301 • 248.844.2627

MISSOURI
Chesterfield • GW - Chesterfield Crossing
 1639 Clarkson Rd • 636.536.6937
Kansas City • GW - Blue Ridge Crossing
 4279 Sterling Ave. • 800.394.4263

NEW JERSEY
Voorhees • GW - Echelon Village
 1120 White Horse Rd Space 108 • 856.627.0101

NEW YORK
New York • GW - 8th St - Greenwich Village
 54 East 8th Street • 212.982.6314

NORTH CAROLINA
Raleigh • GW - Pinecrest Pointe
 9101 Leesville Rd, Suite #119 • 919.648.2958

OHIO
Cincinnati • GW - Hyde Park Plaza
 3870 Easton Avenue, Suite B • 513.321.1104
Columbus • GW - Capella Centre II
 8653 Sancus Blvd • 800.394.4263

PENNSYLVANIA
Philadelphia • GW - Cottman Avenue
 2141 Cottman Avenue, Suite B • 215.722.6107
TENNESSEE
Franklin • GW - Cool Springs Village
 1985 Mallory Lane, Suite #153 • 800.394.4263
Memphis • GW - Memphis Factory Store
 6211 East Holmes Road, Suite 101 • 901.541.2700

TEXAS
Cypress • GW - Coles Crossing
 2420 Northwood Fwy • 281.256.8266
Denton • GW - Denton Towne Crossing
 1931 S Loop 288, #120 • 940.484.5400
Frisco • GW - Preston Ridge
 3231 Preston Road, Suite #14 • 214.618.9788
Grapevine • GW - Grapevine Mills
 3057 Grapevine Mills Pkwy, Unit 122 • 972.691.3744
Houston • GW - Tomball Crossing
 22503 Tomball Parkway, Suite 100 • 281.251.0031
Houston • GW - Copperwood Village
 6807 Highway 6 North • 281.858.0085
Houston • GW - Royal Oaks
 71803 Weddmore Road, Suite 700 • 281.556.5542
Katy • GW - Village Center
 23230 Westheimer Pkwy, Suite P • 281.347.0400
San Antonio • GW - Hill Country Plaza
 4079 N Loop 1604 W, #104 • 210.764.2200
Sugar Land • GW - Market at Town Center
 2583 N Town Center Blvd • 281.240.0825

VIRGINIA
Fairfax • GW - Fair Oaks Mall
 11935-U Fair Oaks Mall • 703.218.1881
Springfield • GW - Springfield Plaza
 6408 Springfield Plaza • 703.451.2508
Sterling • GW - Sugarland Crossing
 47100 Community Plaza Suite 110 • 703.423.5560

WASHINGTON
Auburn • GW - Supermall
 1202 Supermall Way Unit 104 • 253.288.7630
Bellevue • GW - Seattle Bunker
 3540 Factoria Blvd. • 425.562.2300
Gig Harbor • GW - Gig Harbor
 4641 Point Fosdick Drive, Suite 400 • 253.858.2477
Kent • GW - Kent Station
 478 Ramsey Way Suite 111 • 253.850.6062
Lynnwood • GW - Freeway V
 20101 44th Avenue West, Suite D • 425.775.0107

Marysville • GW - Marysville
 12421 State Ave • 360.658.7400
Puallup • GW - Sunrise Village
 10228 156th Street E, Suite 106 • 253.848.5670
Tacoma • GW - Tacoma Place
 1909 S. 72nd Street, Suite A7 • 253.471.5359

WISCONSIN
Greenfield • GW - Layton Plaza
 7497 West Layton Avenue • 414.325.2990
Pleasant Prairie • GW - Prairie Ridge
 9740 76th Street, Space 106 • 262.697.0471

CANADA HOBBY CENTERS

ALBERTA
Calgary • GW - Chinook Centre
 6455 Macleod Trail SW, Unit 0191 • 403.319.0064
Edmonton • GW - Kingsway Garden Mall
 109 Princess Elizabeth Avenue, Unit 738 • 780.474.7166
Edmonton • GW - West Edmonton
 8882 170th Street, Unit 1782 • 780.486.3332

BRITISH COLUMBIA
Burnaby • GW - Highgate Village
 7155 Kingsway, Suite 201 • 604.629.1064
Victoria • GW - Victoria
 625 Johnson Street • 250.361.1499
West Vancouver • GW - Park Royal Shopping Centre
 2010 Park Royal South, Unit 2010 • 604.925.3440

MANITOBA
Winnipeg • GW - Winnipeg
 200 Meadowood Drive, Unit 14 • 204.254.4864

NOVA SCOTIA
Halifax • GW - Halifax Shopping Centre
 6950 Mumford Drive, Unit 304 • 902.442.0297

ONTARIO
Ajax • GW - Durham Centre 1
 135 Hanwood Avenue N., Unit 2204 • 289.372.3042
London • GW - White Oaks Mall
 1105 Wellington Road, Unit 411 • 519.668.3713
Mississauga • GW - Square One
 100 City Centre Drive, Unit 1-854 • 905.281.8695
Nepean • GW - Bayshore Shopping Centre
 100 Bayshore Drive, Unit T-59 • 613.721.9604
Scarborough • GW - Scarborough Town Centre
 300 Borough Drive, Unit 808 • 416.290.0341
Toronto • GW - Yonge and Lawrence
 3251 Yonge Street • 647.429.7122
Vaughan • GW - Langstaff Square
 8401 Weston Rd, Suite 1 • 905.850.0935

QUEBEC
Montreal • GW - Montreal-EC
 705 St-Catherine Ouest, Unit 4121 • 514.844.3622

GAMES WORKSHOP NEW INDEPENDENT RETAILERS

U.S. NEW STORES

ALABAMA
Gadsden • Dragon Quills
 506 Broad Street • 256-549-1979
Mobile • Gamers N Geeks
 6710 Old Shell Road, Suite A • 251-725-6640

ARIZONA
Show Low • The Moose Cave
 841 E. Cooley SW B • 928-537-5537
Tucson • Amazing Discoveries
 2410 E Broadway Blvd • 520-320-0338

ARKANSAS
Fayetteville • Bears By The Maul
 6302 S. Wilkerson St., Suite E • 501-291-3816

CALIFORNIA
Bakersfield • Leeters
 3900 Mall View Road • 877-661-5338
San Diego • Villainous Lair Games
 3342 Adams Ave. • 619-787-1340
Santa Cruz • Mythic Games
 149 S River St • 831-600-7451

FLORIDA
Crestview • Game Masters Guild
 148 E Woodruff Ave Suite B • 850-682-0022
Jensen Beach • Davinci's Dreamworks 2
 1504 NE Jensen Beach Blvd • 772-225-2295

GEORGIA
Augusta • Augusta Book Exchange
 592 Bobby Jones Expressway • 706-860-6553

IDAHO
Rexburg • Dragonslayer Games
 52 E Main St • 208-351-1371

ILLINOIS
Buffalo Grove • Everything Games
 316 W. Half Day Road • 224-676-1114
Elmhurst • Valhalla Battle Games
 601 N York Rd. • 630-607-0048
Peotone • Dragon's Refuge
 122 W. Main Street • 708-258-9040

INDIANA
Michigan City • Heroes Haven Comics
 296-A E US Hwy 20 • 219-746-5754

KANSAS
Manhattan • Game Hounds
 1620 Fort Riley Blvd., Suite 111 • 785-320-2850

KENTUCKY
Murray • Milezone Toys and Games
 3006 N. 12th Street, Suite 1 • 270-761-8697

MAINE
West Farmington • Mainly Magic
 131 Bridge Street • 207-860-2722

MARYLAND
Chestertown • The Game Shoppe
 327 High St • 443-282-4043

MICHIGAN
Grand Rapids • Big Kidz Games
 4346 Plainfield Ave. NE Suite K • 616-776-1287
Petersburg • The Barracks
 84 E. Center Street • 734-279-1365

MINNESOTA
Cambridge • The Gamers Den
 140 Buchanan St N, Suite 142 • 763-689-5370
South St. Paul • Level Up Games
 609 Marie Ave • 651-493-9176

MISSISSIPPI
Tupelo • Tupelo SportsCards
 499 Gloster Creek Village, Suite F-1 • 662-620-0980

MISSOURI
Sikeston • Hour of the Dragon
 150 County Highway 536 • 573-745-9568

NEVADA
Winnemucca • Mystery Comics
 201 S. Bridge Street • 775-623-1345

NORTH CAROLINA
Greensboro • Grinning Gamer
 2416 Spring Garden St., Suite A • 336-601-6317
High Point • Gaming Underground
 2619 S Main St, Suite 125 • 336-883-0086

OHIO
Columbus • Fog of Dusk
 1052 Bethel Rd • 614-900-1209
Springfield • Main Street Comics and Games
 2125 E. Main Street • 937-324-2400

PENNSYLVANIA
Lansdale • Royal Comics and Games
 305 W Main St • 267-263-4219

SOUTH CAROLINA
Lexington • Firefly Toys and Games
 5060 Sunset Blvd • 803-990-3473

TEXAS
San Angelo • Black Hole Gaming
 130 Vallant St Bldg 222 Suite 103 • 325-300-1215

UTAH
Kaysville • Hajomaje Games
 12 S Main St • 801-544-2899

WASHINGTON
Everett • Gameshire LLC
 35 SE Everett Mill Way, Suite 104 • 425-514-3366
Wenatchee • Cave Collectible Games
 517 N. Mission, Suite 2A • 509-888-6327

WEST VIRGINIA
Parkersburg • Lost Legion Games & Comics,
 The Vault
 3206 Dudley Ave • 304-237-7970

CANADA NEW STORES

ALBERTA
Calgary • Imaginary Wars Gaming
 150-10233 Elbow Dr SW • 587-351-1939

NOVA SCOTIA
Sydney • The Local NPC Games
 53 Prince St • 902-270-8006



ONTARIO
Newmarket • The Zoom Room RC Toys
 16700 Bayview Ave., Unit 24 • 905-836-7893

SEEKING TRADE ACCOUNT MANAGERS!
 APPLY ONLINE TODAY
WWW.GAMES-WORKSHOP.COM

Here at Games Workshop we believe that employing great people who are committed to being the best in all ways at all times, has made us the business we are today. That means that when it comes to working at Games Workshop, we look for passion as well as skills. We look for commitment to great service on top of qualifications. We look for desire to succeed and deliver targets in addition to experience.




WHITE DWARF



SUBSCRIPTIONS

- Call Games Workshop Customer Services at 1-800-394-GAME
- Visit our website under "Books" www.games-workshop.com
- Visit your nearest Games Workshop Hobby Center or Independent Retail Store



Subscription Model – available to subscribers ONLY! \$20.75US/\$25CAN

1 YEAR SUBSCRIPTION (12 issues)
for \$75us/\$85can

2 YEAR SUBSCRIPTION (24 issues)
for \$140us/\$155can



LIMITED EDITION WHITE DWARF MODEL
(Must have current *White Dwarf* Subscription)
for \$20.75us/\$25can



GET BOTH! SUBSCRIPTION IN A BOX
(12 issues plus the Limited Edition White Dwarf model)
for \$95.75us/\$110can

Please note that taxes (where applicable) will be charged to Canada and the following states: CA, CO, CT, GA, IL, MD, MA, MI, MO, NJ, NY, PA, TN, TX, VA, WA, and WI.

* Model shown smaller than actual size. Actual size model is shown at top of page.

WARHAMMER
40,000

In next month's issue:

BATTLE-BROTHERS AND INFERNAL ALLIES

We take a closer look at Allied Detachments.



White Dwarf 392 on sale Saturday July 28th

WARHAMMER 40,000

